

The Castle Wall

Line Master 1 (Assessment Master)

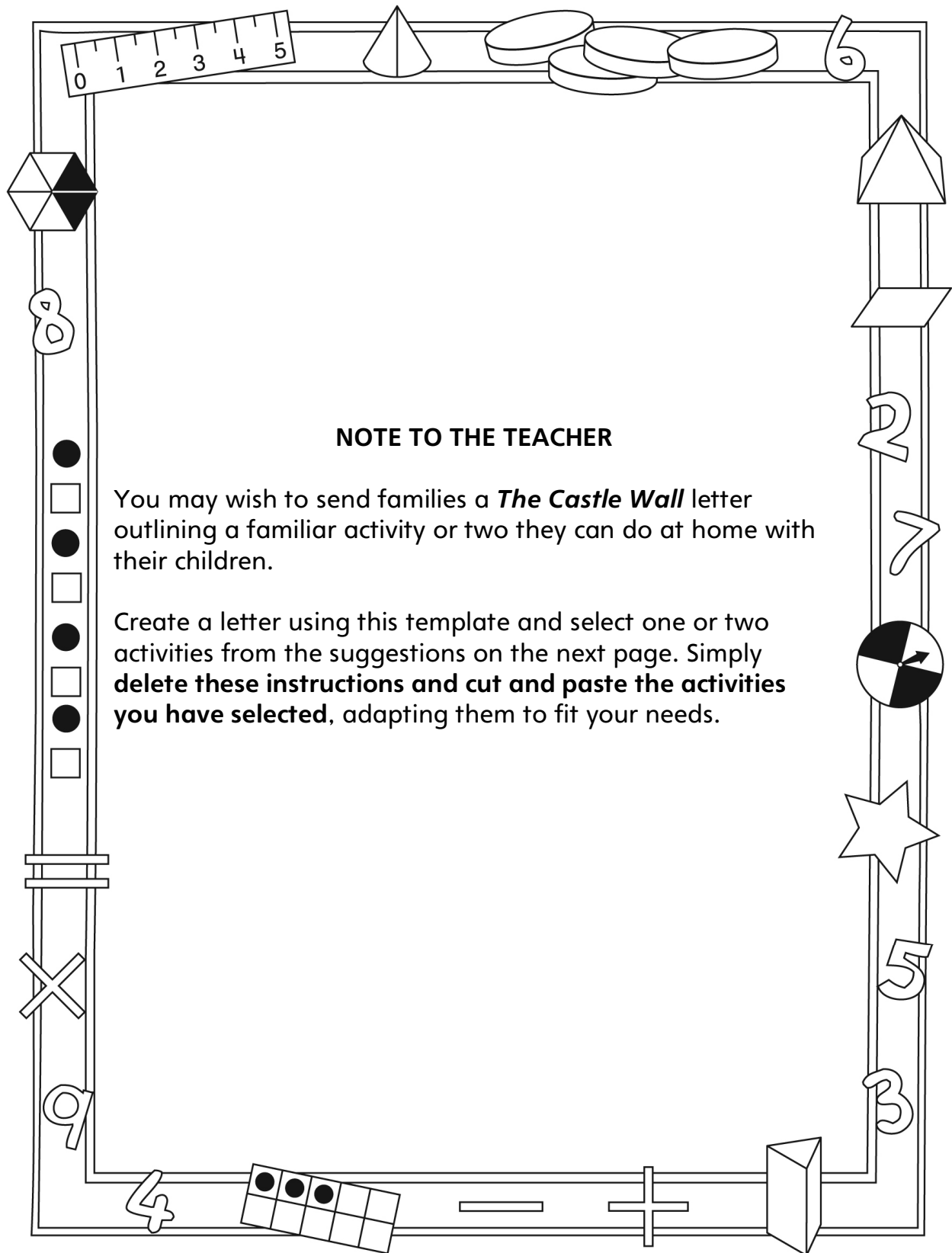
Name: _____

Explore, Describe, and Compare Shapes and Solids	Not observed	Sometimes	Consistently
Recognizes and describes shapes using geometric attributes (e.g., it has 3 sides and 3 corners/vertices)			
Recognizes solids based on geometric attributes (e.g., it has 6 sides/faces and they are all the same shape)			
Describes solids based on geometric attributes and/or how they move			
Sorts solids based on geometric attributes and/or how they move			
Makes connections between shapes and solids (e.g., the bottom/side of the box is a square)			
Makes connections between solids and objects in the environment (e.g., the marker looks like a cylinder)			
Create and Describe 3-D Structures			
Demonstrates an understanding of the attributes of solids when building (e.g., solids with flat faces make sturdy bases)			
Applies prior knowledge and experience when building and rebuilding			
Can follow directions to create structures			
Uses appropriate language and gestures to describe location, position, and/or order			

Strengths:

Next Steps:

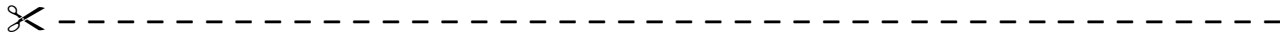
Connecting Home and School Line Master 2-1



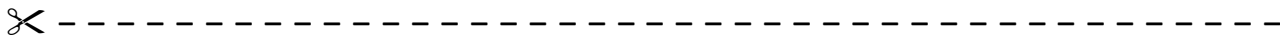
Connecting Home and School Line Master 2-2

Dear Family:

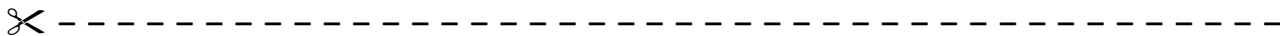
We have been working on *The Castle Wall*, which engages children in conversations, investigations, and activities that help to develop their understanding of the big math idea that “Shapes and solids can be explored and compared based on attributes.” Particular focus is placed on exploring 2-dimensional shapes and 3-dimensional solids, and creating and describing 3-dimensional structures. Try this activity at home with your child.



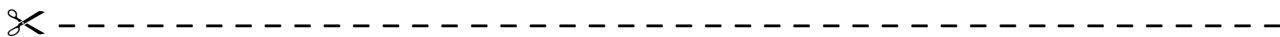
Reading the Story: As you read the story, enjoy talking about and describing the building strategies of the workers and the blocks they are using and combining. Accept your child’s natural, descriptive language, while modelling appropriate terms (e.g., cube, edge).



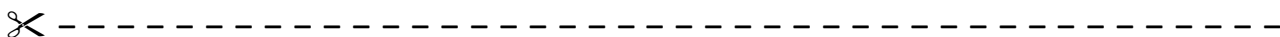
Mystery Shapes: Secretly place an object shaped like a cone, cube, cylinder, or other solid into a bag. Your child puts his/her hand in the bag to feel the object and describe it to you. If necessary, ask: Does it feel round? Does it have a flat side(s)? What else do you feel? Reverse roles.



What Will You Build?: We are learning about the attributes of different solids. You might like to build a structure with your child out of building blocks, clean recycled packaging, and/or found objects. Talk about the 2-dimensional shapes and 3-dimensional solids you see in the structure, and where and how they are positioned. Discuss which blocks/objects are better for building a sturdy base.



Junk Sculptures: Cardboard boxes, cans and tubes, cone-shaped drinking cups, and other found and recycled objects can be secured together with glue or tape to create works of art. Paint and craft materials can be added to enhance the sculpture.



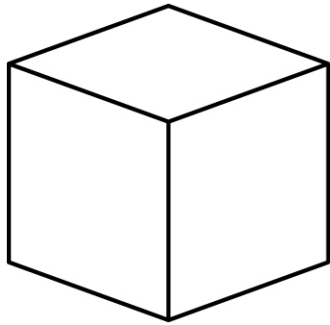
Sincerely,

The Castle Wall Math Mat


Line Master 3



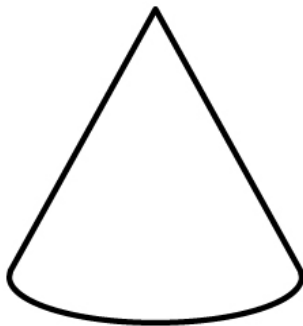
cube




sphere




cone



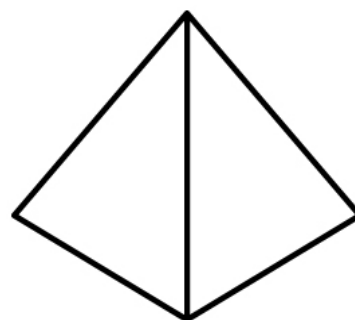
cylinder



rectangular prism




pyramid



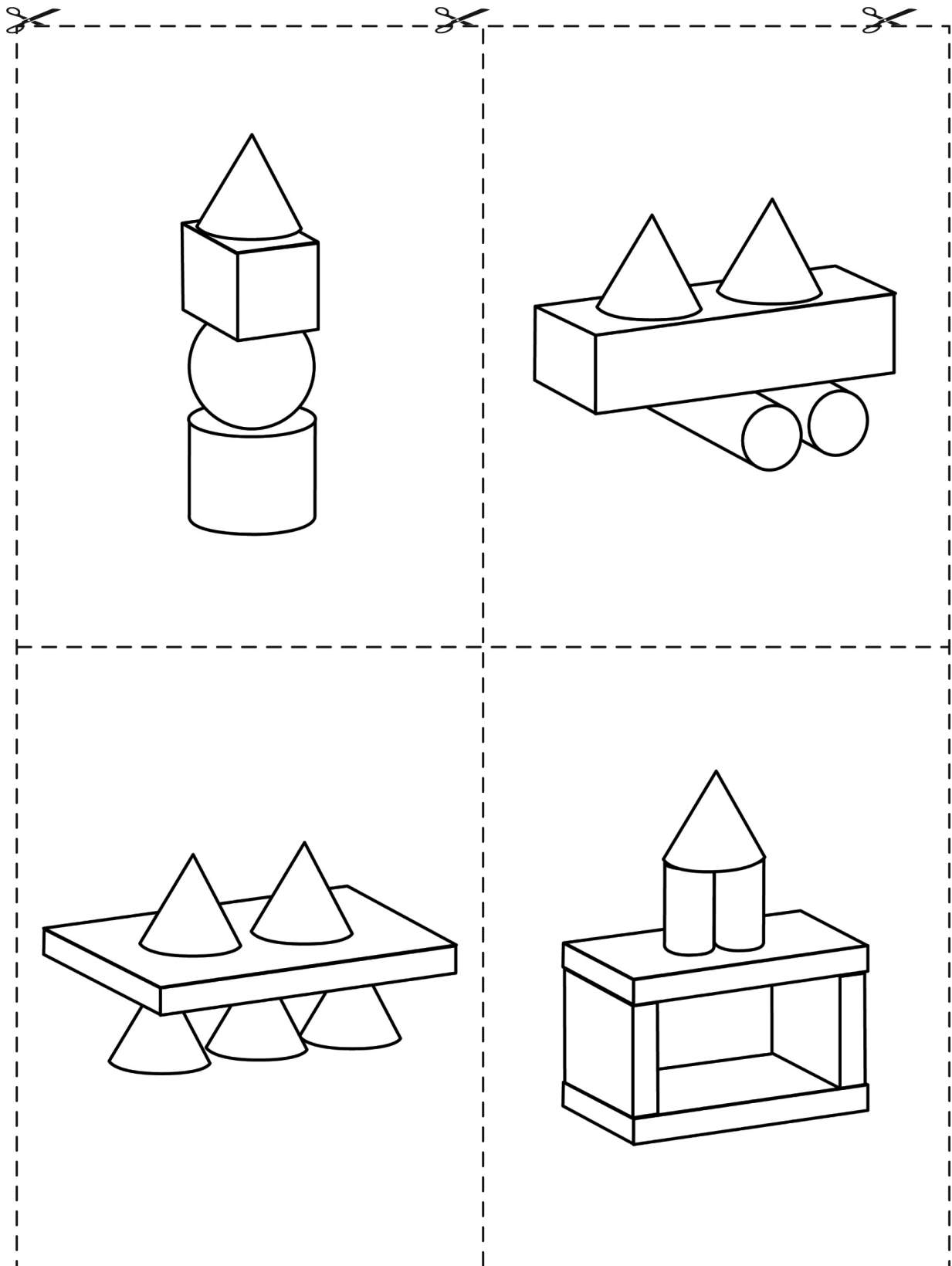
Can You Build It?

Line Master 5-1




Can You Build It?

Line Master 5-2



Can You Build It?

Line Master 5-3




My Builder's Report

Line Master 6

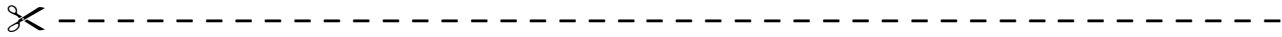
Name: _____

I made a _____ .

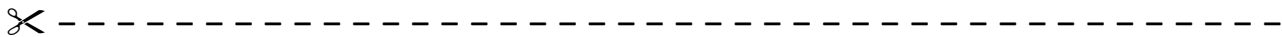


Builder's Challenge: Measurement

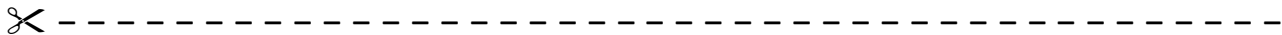
Line Master 7-1



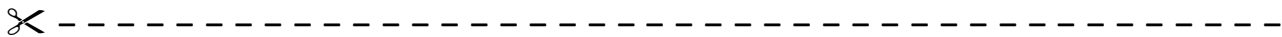
Build something that is wider than your arms can stretch.



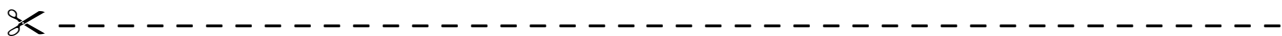
Build something that is longer than this piece of string.



Build something that is as tall as your leg up to the knee.

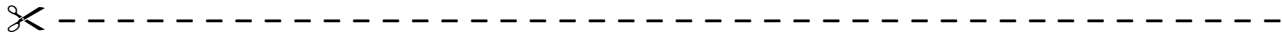


Build 2 towers that are the same height.

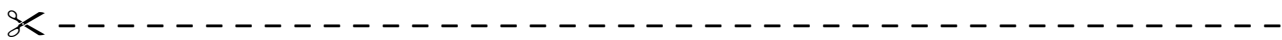


Builder's Challenge: Position and Location

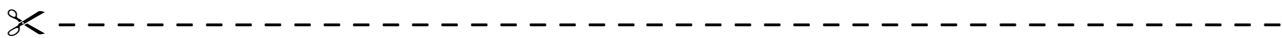
Line Master 7-2



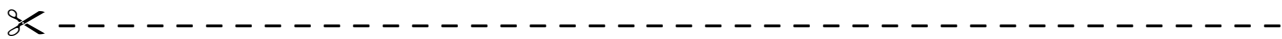
Build something that has a round base.



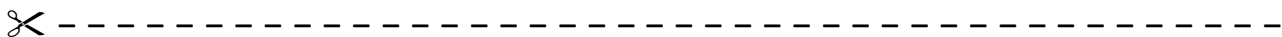
Build something that this figure can walk over and
the car can go under.



Build something that this box can fit into.

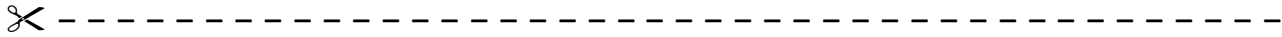


Build something around the king's castle.

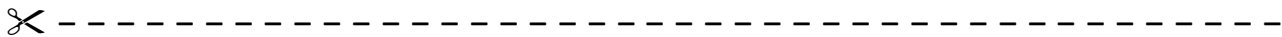


Builder's Challenge

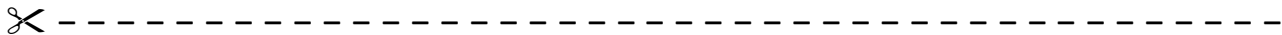
Line Master 7-3



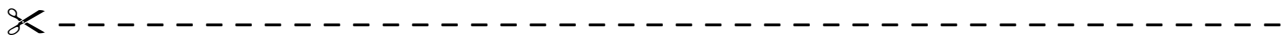
Build something that tells a story.



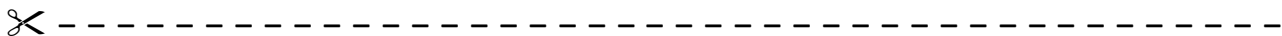
Build something that could be included in *The Castle Wall*.



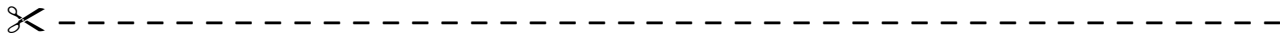
Build something that looks like a letter.




Build something that tells something about you.



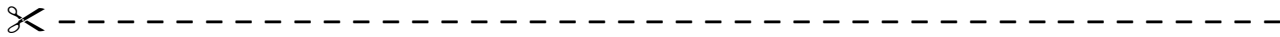
Builder's Challenge: Roll, Slide, Stack




Will it roll? Try!



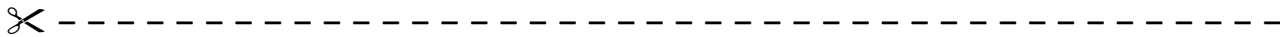
Yes	No	Yes	No	Yes	No	Yes	No	Yes	No
-----	----	-----	----	-----	----	-----	----	-----	----




Will it slide? Try!



Yes	No	Yes	No	Yes	No	Yes	No	Yes	No
-----	----	-----	----	-----	----	-----	----	-----	----



Will it stack? Try!



Yes	No	Yes	No	Yes	No	Yes	No	Yes	No
-----	----	-----	----	-----	----	-----	----	-----	----

