

A Warm, Cozy Nest

Line Master 1 (Assessment Master)

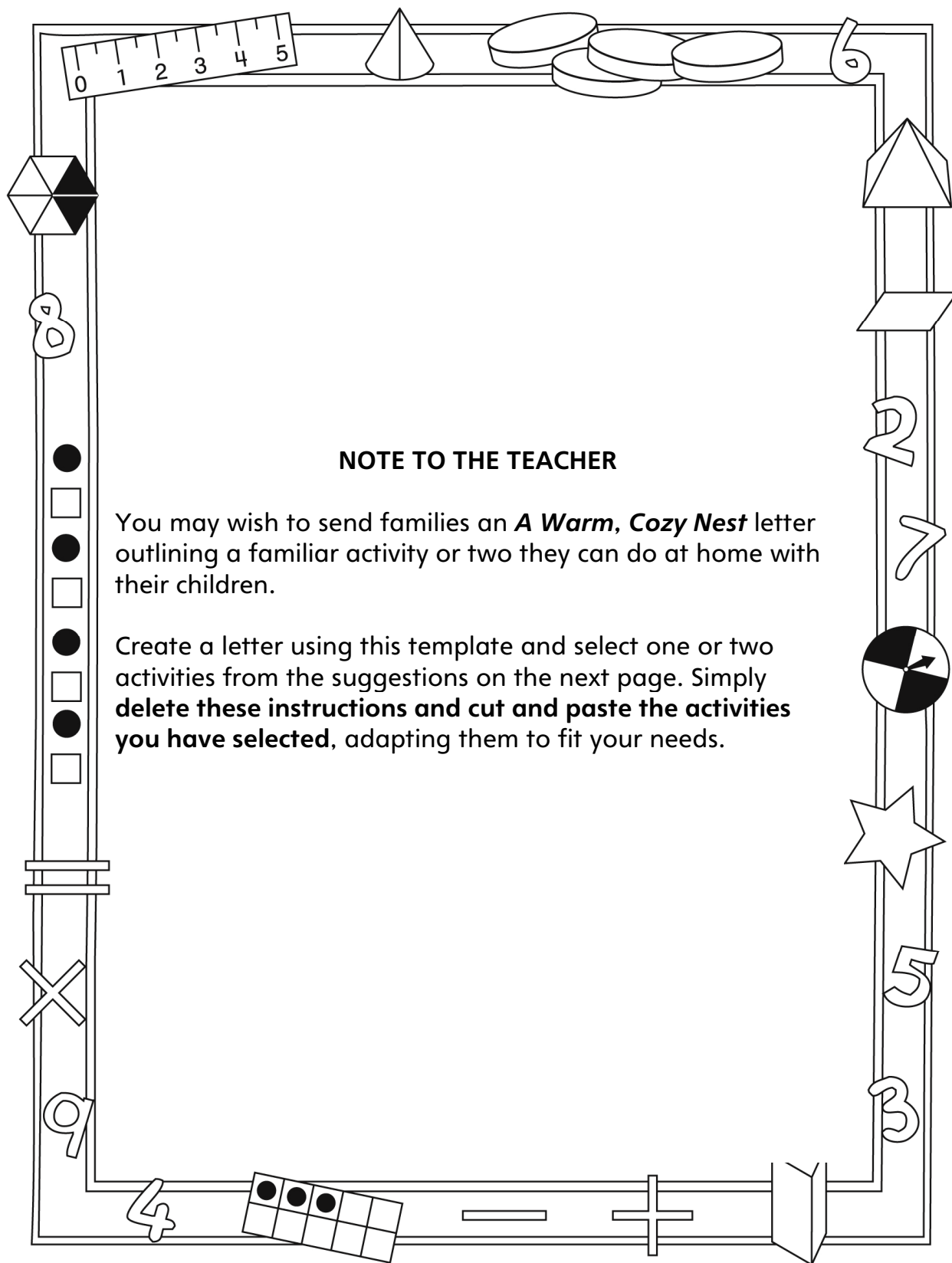
Name: _____

Counts Sets to 5	Not observed	Sometimes	Consistently
Says number name sequence in correct order when counting forward from 1 (stable order)			
Says one word for each object counted (one-to-one correspondence)			
Knows that the last number tells how many objects are in the set (cardinality)			
Recognizes Numerals to 5			
Names and matches numerals to numbers to 5			

Strengths:

Next Steps:

Connecting Home and School Line Master 2-1



NOTE TO THE TEACHER

You may wish to send families an *A Warm, Cozy Nest* letter outlining a familiar activity or two they can do at home with their children.

Create a letter using this template and select one or two activities from the suggestions on the next page. Simply **delete these instructions and cut and paste the activities you have selected**, adapting them to fit your needs.

Connecting Home and School Line Master 2–2

Dear Family:

We have been working on **A Warm, Cozy Nest**, which focuses on Counting Sets to 5 and Recognizing Numerals to 5. Try this activity at home with your child.



Reading the Story: As you read the story, enjoy counting and describing the birds and tracking the progress of the cat. Encourage your child to chant the repetitive refrain of “and 1 more.”



Retelling the Story: Encourage a retelling of the story using 5 small objects and the Math Mat (the nest) on the inside back cover. Say, for example: **There are 2 birds in the nest.** (Your child places 2 objects on the nest.) Say: **1 more bird arrives!** (Your child places 1 more “bird” on the nest.) Ask: **How many birds now in the nest? Let’s check.**

Continue telling stories so that birds join the nest asking your child to tell how many there are after each addition. You can also have birds fly from the nest and again have your child tell how many there are left.



In the Nest You need a small, opaque container (a “nest”) and 5 small objects to represent birds. Together, count the 5 objects, then have your child turn away while you place (2) “birds” under the “nest.” Your child looks at the 3 visible objects and predicts how many birds are in the nest. Lift the nest and count to check. Encourage the use of numbers to describe the story. For example, say: **2 and 3—that’s 5 birds.** Or, say: **2 birds are in the nest and 3 birds are not. That’s 5 birds altogether.** Repeat with other combinations. Invite your child to take the lead.



Sincerely,

Numeral Cards (1-5)

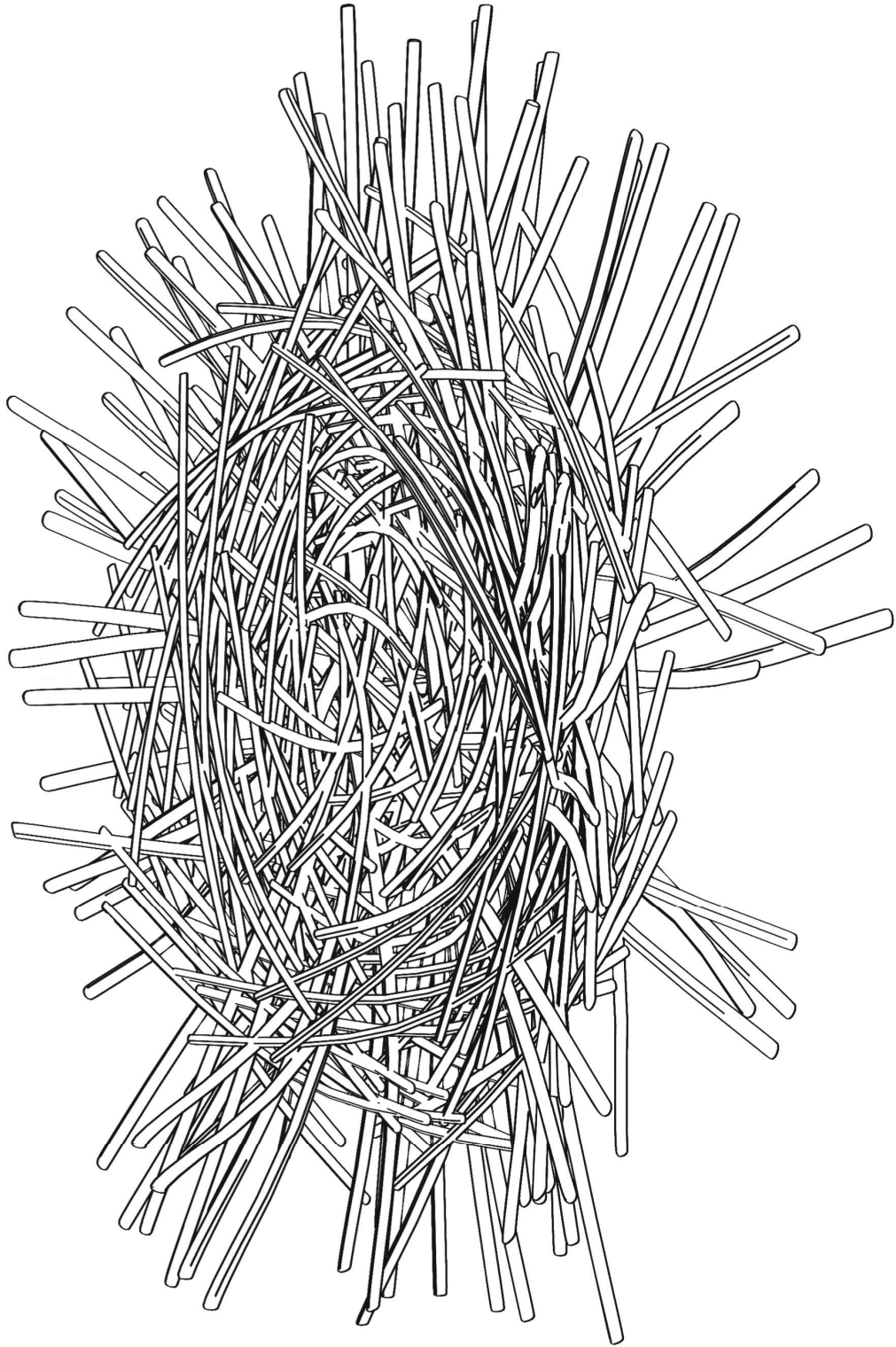
Line Master 3

1	2	3
4	5	
1	2	3
4	5	

A Warm, Cozy Nest Math Mat


Line Master 4

Math Mat



Nest Mat Recording Sheet

Line Master 5

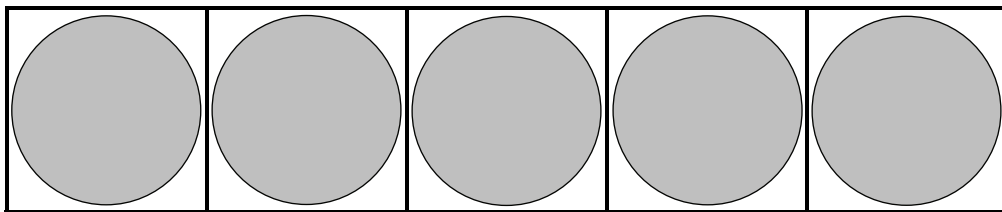
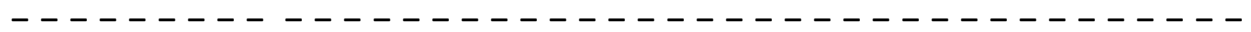
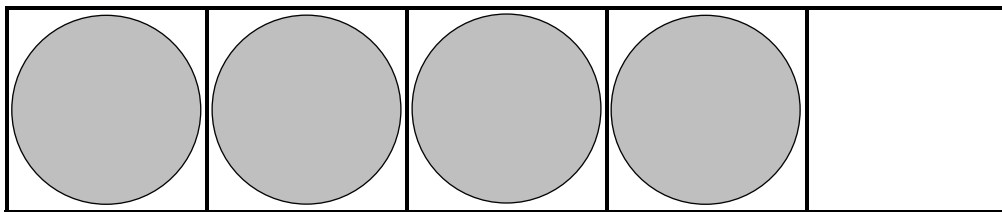
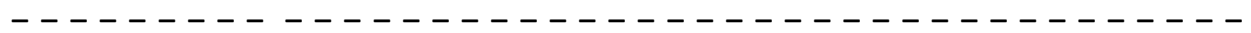
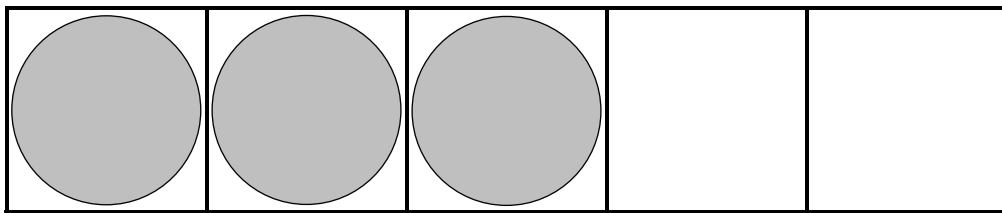
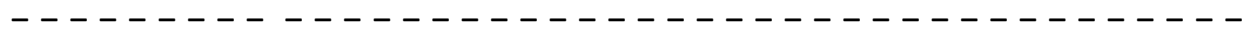
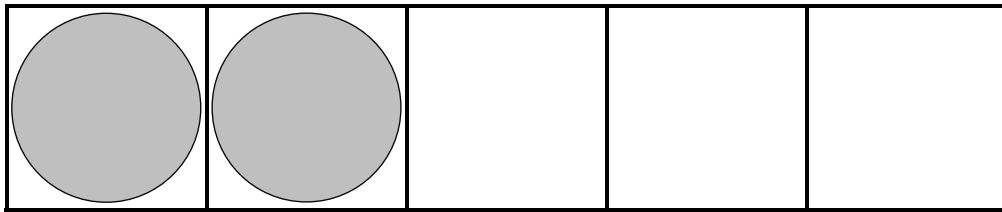
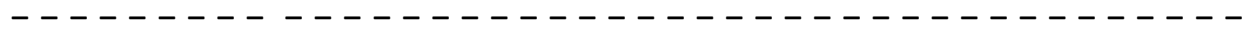

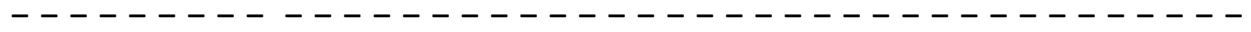


Five-Frame

Line Master 6


Five-Frame Cards

Line Master 7



Number Strip (1–5)

Line Master 8



Five-Frame Recording Sheet Line Master 9

--	--	--	--	--

<table border="1"><tr><td></td><td></td><td></td><td></td><td></td></tr></table>						<table border="1"><tr><td></td><td></td><td></td><td></td><td></td></tr></table>					
<table border="1"><tr><td></td><td></td><td></td><td></td><td></td></tr></table>						<table border="1"><tr><td></td><td></td><td></td><td></td><td></td></tr></table>					
<table border="1"><tr><td></td><td></td><td></td><td></td><td></td></tr></table>						<table border="1"><tr><td></td><td></td><td></td><td></td><td></td></tr></table>					
<table border="1"><tr><td></td><td></td><td></td><td></td><td></td></tr></table>						<table border="1"><tr><td></td><td></td><td></td><td></td><td></td></tr></table>					

Mini-Book Template

Line Master 10

✂

✂

✂

My Nest

By _____

_____ birds in
my nest.

_____ birds in
my nest.

_____ birds in
my nest.