


# Activity 1 Assessment

## Exploring Tessellations

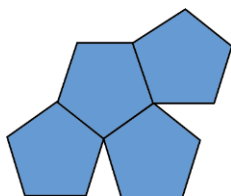
### Exploring Tessellations

Identifies and explains a tessellation



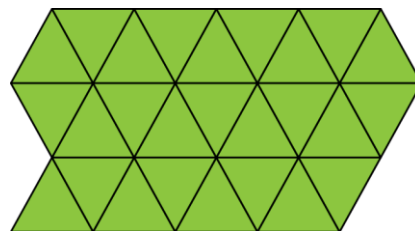
This is a tessellation because there are no gaps or overlaps.

Explains why a pattern does not show a tessellation



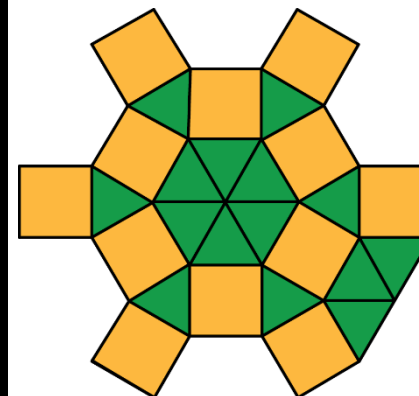
This pattern does not show a tessellation because there are gaps in it.

Draws a shape that tessellates, and constructs the tessellation



Identifies 2 shapes that tessellate, then draws the tessellation

The square and equilateral triangle tessellate.



### Observations/Documentation