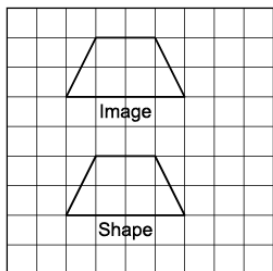


Activity 10 Assessment

Transformations Consolidation

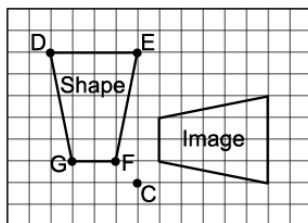
Applying and Visualizing Transformations on a Grid

Identifies and describes transformations on a grid.



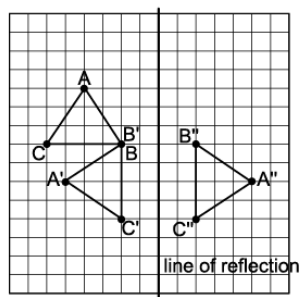
"This shows a translation because the shape and the image face the same way."

Describes and performs single transformations on a grid.



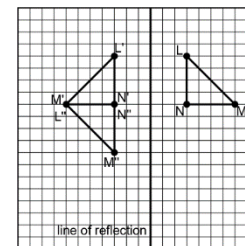
"The shape was rotated 90° about the point of rotation C to get the Image."

Describes and performs combinations of transformations.



"The triangle is rotated 270° clockwise about vertex B, then reflected in the vertical line."

Visualizes, describes, and flexibly performs a combination of transformations.



"I visualize reflecting triangle LMN in the vertical line of reflection, then rotating the image 90° counterclockwise about N' to get triangle L''M''N''."

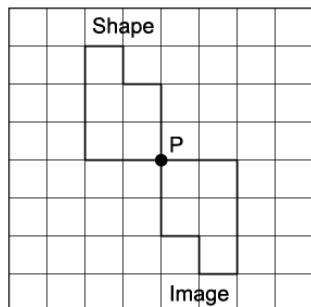
Observations/Documentation

Activity 10 Assessment

Transformations Consolidation

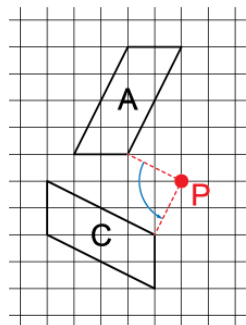
Applying and Visualizing Rotations on a Grid (cont'd)

Identifies rotation that takes a shape to its image on a grid (point of rotation on shape).



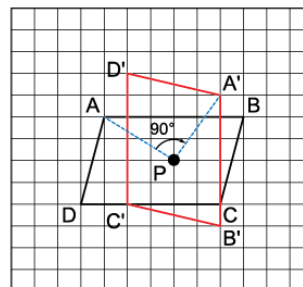
"I know the shape was rotated 180° clockwise about vertex P."

Identifies rotation that takes a shape to its image on a grid (point of rotation off shape).



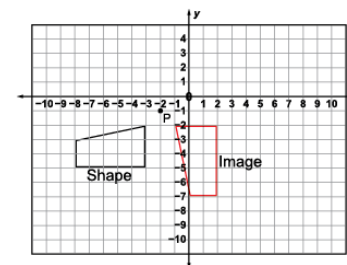
"I know the shape was rotated 90° counterclockwise about point P."

Performs and describes various rotations with angles of rotation to 360° .



"I used the point of rotation to rotate the shape 270° counterclockwise. If I rotated the shape 90° clockwise, I would get the same final image. I know the image is correct because each vertex and its image are the same distance from point P and the angle between the lines joining matching vertices to the point of rotation is 90° ."

Visualizes, predicts, and describes where the image of a shape will be after a rotation.



"I can picture rotating the shape 90° counterclockwise about the point of rotation, P."

Observations/Documentation