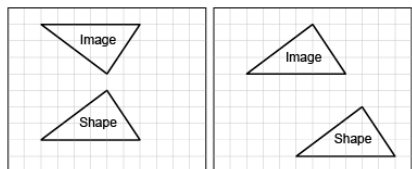


Activity 8 Assessment

Translating and Reflecting 2-D Shapes

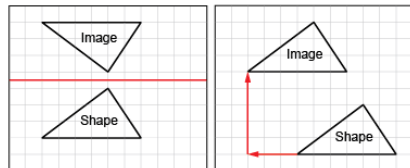
Applying and Visualizing Translations and Reflections

Identifies translations and reflections of 2-D shapes on a grid.



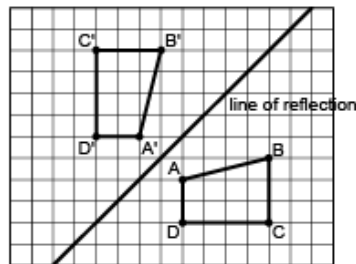
“The first image shows a reflection and the second image shows a translation.”

Identifies the translation/reflection used to move a shape and line of reflection.



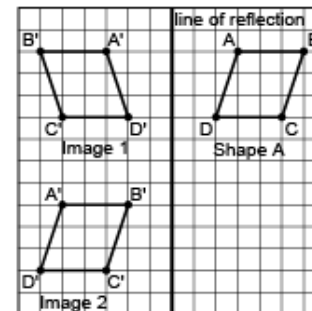
“The first shape was reflected in a horizontal line midway between the shape and its image. The second shape was translated left 3 squares and up 5 squares.”

Describes and performs translations and reflections on a grid using labelled vertices.



“I labelled matching vertices with the same letter. The vertices of the image have prime symbols.”

Visualizes and predicts where image of a shape will be after a translation/reflection.



“I can picture Shape A’s reflection Image 1 on the other side of the line, with matching vertices the same distance from the line of reflection. I can picture moving Shape A left 8 squares and down 7 squares to Image 2.”

Observations/Documentation