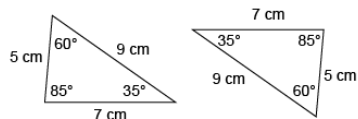


Activity 3 Assessment

Identifying and Constructing Triangles

Identifying and Constructing Congruent 2-D Shapes

Recognizes that congruent shapes have matching sides and equal angles.



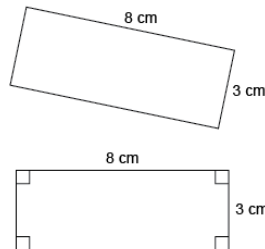
“Matching sides and angles are equal. When I place one shape on top of the other, they match exactly.”

Applies properties of shapes and conditions of congruence to identify congruent shapes.



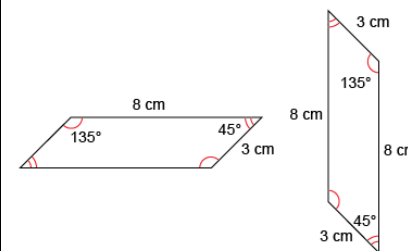
“These parallelograms have the same side lengths but different angles, so they are not congruent.”

Constructs congruent 2-D shapes and explains why they are congruent.



“I used the side lengths given and the fact that rectangles have right angles to construct a congruent rectangle.”

Flexibly identifies, constructs, and describes congruent 2-D shapes.



“I constructed a congruent parallelogram using a ruler and a protractor. For two parallelograms to be congruent, matching sides and angles must be equal.”

Observations/Documentation