


# Activity 23 Assessment

## Decimals Consolidation

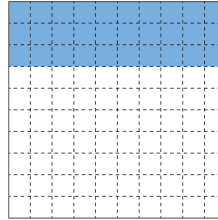
### Exploring Decimals

Demonstrates how decimals can be equally partitioned into tenths and hundredths



“The large square is one whole. It has ten equal-sized rows. Each row is one-tenth.”

Relates visual representation of decimal with tenths to place value



“0.3; the digit in the tenth place is 3 because there are three tenths shaded.”

Compares and orders decimals with tenths using a variety of strategies (e.g., benchmarks, grids)

“ $1.9 > 1.6$ : both decimals have 1 whole, so I compare the tenths. Nine tenths is greater than 6 tenths, so 1.9 is greater.”

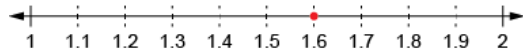
### Observations/Documentation

# Activity 23 Assessment

## Decimals Consolidation


### Exploring Decimals (con't)

Rounds decimals with tenths to the nearest whole number



"1.6 is 4 tenths away from 2 and 6 tenths away from 1. So, 1.6 is closer to 2."

Relates visual representation of decimal with hundredths to place value



"0.34 represents 3 tenths and 4 hundredths, or 34 hundredths."

Recognizes and writes equivalent decimals

"0.2 = 0.20  
2 tenths = 20 hundredths"

### Observations/Documentation