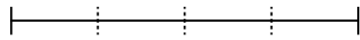


# Activity 18 Assessment

## Comparing and Ordering Fractions

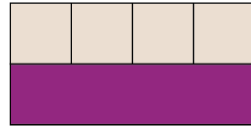
### Exploring Fractions

Partitions whole (area or length) into equal parts



"I folded the line into 4 equal parts."

Counts parts using unit fractions



"1 one-fourth, 2 one-fourths, 3 one-fourths, 4 one-fourths"

Understands the meaning of the numerator and denominator



"I counted 4 one-fifths, which tells me I have  $\frac{4}{5}$  altogether.

4 is the number of parts shaded and 5 is the total number of equal parts."

Compares unit fractions



"One-half is bigger than one-third of the same whole."

### Observations/Documentation

# Activity 18 Assessment

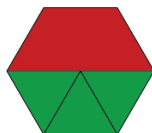
## Comparing and Ordering Fractions

### Exploring Fractions (cont'd)

Understands relationship between number of parts (denominator) and the size of the parts

“When I divide the same whole into 8 equal parts or 10 equal parts, there are more tenths and each tenth is smaller than each eighth.”

Moves comfortably across different representations of fractions



“As a set, the trapezoid represents  $\frac{1}{4}$  (1 of 4 items). As an area model, the trapezoid represents  $\frac{1}{2}$ .”

Understands that, for the same whole, equivalent fractions represent the same quantity

$\frac{2}{3}$  and  $\frac{4}{6}$  represent the same amount, but  $\frac{4}{6}$  has twice as many parts as  $\frac{2}{3}$ .”

Uses fraction sense (e.g., benchmarks) to compare and order fractions

“I know  $\frac{4}{6}$  is a little more than half,  $\frac{8}{9}$  is pretty close to one whole, and  $\frac{1}{5}$  is close to zero.”

### Observations/Documentation