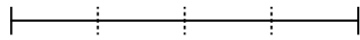


Activity 14 Assessment

Counting by Unit Fractions

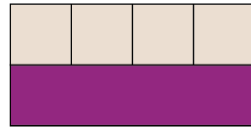
Exploring Fractions

Partitions whole (area or length) into equal parts



"I folded the line into 4 equal parts."

Counts parts using unit fractions



"1 one-fourth, 2 one-fourths,
3 one-fourths, 4 one-fourths"

Understands the meaning of the numerator and denominator



"I counted 4 one-fifths, which tells
me I have $\frac{4}{5}$ altogether.

4 is the number of parts shaded and
5 is the total number of equal parts."

Compares unit fractions



"One-half is bigger than one-third
of the same whole."

Observations/Documentation

Activity 14 Assessment

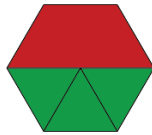
Counting by Unit Fractions

Exploring Fractions (cont'd)

Understands relationship between number of parts (denominator) and the size of the parts

“When I divide the same whole into 8 equal parts or 10 equal parts, there are more tenths and each tenth is smaller than each eighth.”

Moves comfortably across different representations of fractions



“As a set, the trapezoid represents $\frac{1}{4}$ (1 of 4 items). As an area model, the trapezoid represents $\frac{1}{2}$.”

Understands that, for the same whole, equivalent fractions represent the same quantity

“ $\frac{2}{3}$ and $\frac{4}{6}$ represent the same amount, but $\frac{4}{6}$ has twice as many parts as $\frac{2}{3}$.”

Uses fraction sense (e.g., benchmarks) to compare and order fractions

“I know $\frac{4}{6}$ is a little more than half, $\frac{8}{9}$ is pretty close to one whole, and $\frac{1}{5}$ is close to zero.”

Observations/Documentation