

The Bunny Challenge

Line Master 1 (Assessment Master)

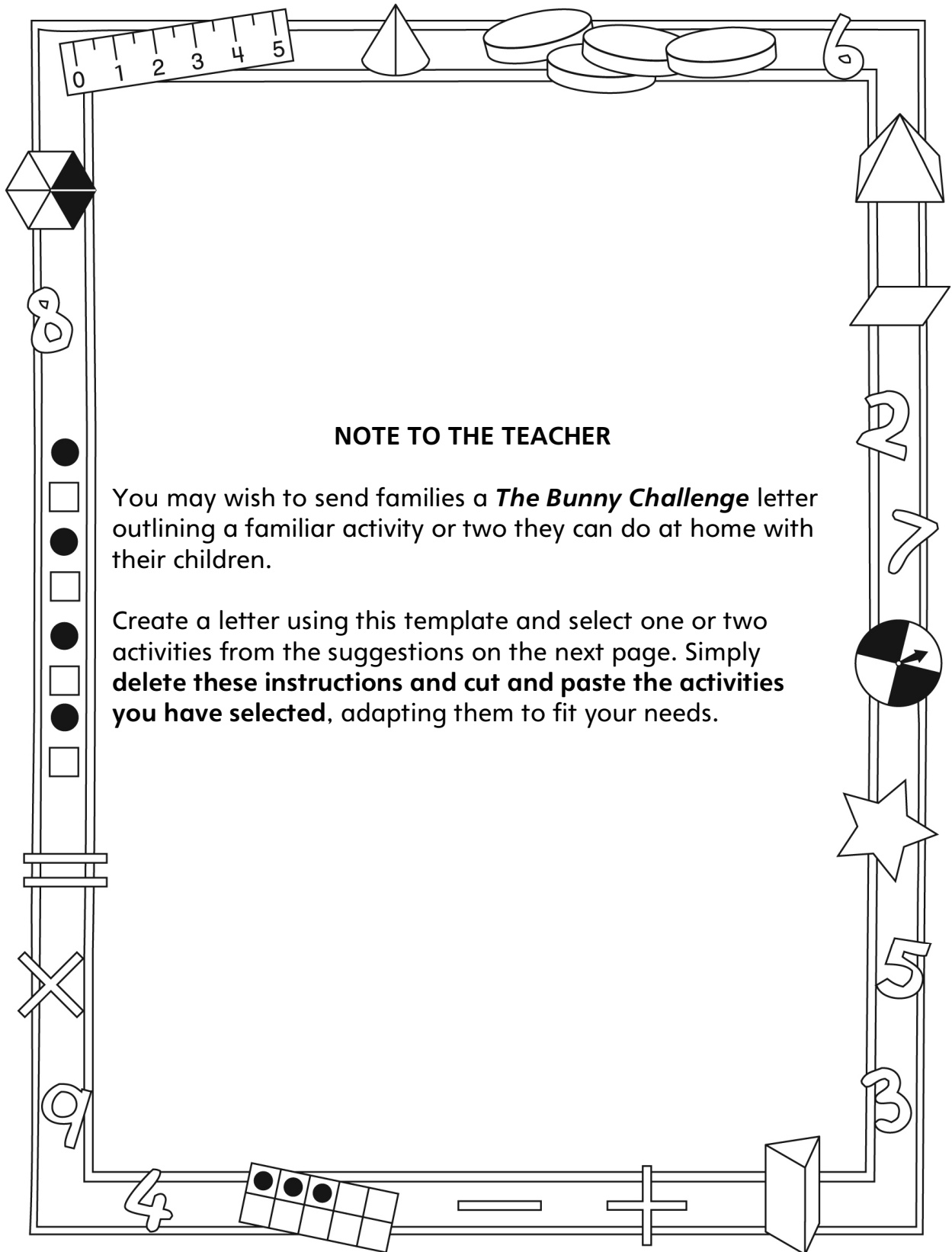
Name: _____

Estimate, Measure, and Compare Area	Not observed	Sometimes	Consistently
Demonstrates ways to estimate area with non-standard units			
Demonstrates ways to measure area with non-standard units			
Demonstrates ways to compare and order objects by area with non-standard units			
Selects and uses appropriate non-standard units to estimate, measure, and compare area			
Estimate, Measure, and Compare Perimeter			
Demonstrates ways to estimate perimeter with standard units			
Demonstrates ways to measure perimeter with standard units			
Demonstrates ways to compare and order objects by perimeter with standard units			
Selects and uses appropriate standard units to estimate, measure, and compare perimeter			

Strengths:

Next Steps:

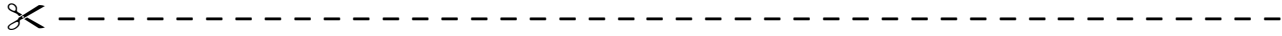
Connecting Home and School Line Master 2-1



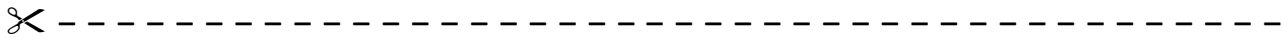
Connecting Home and School Line Master 2–2

Dear Family:

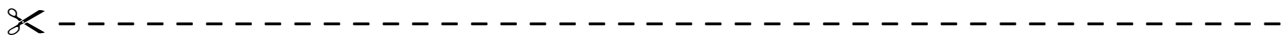
We have been working on *The Bunny Challenge*, which engages children in conversations, investigations, and activities that help to develop their understanding of the big math idea that “Units can be used to measure and compare attributes.” Particular focus is placed on estimating, comparing, and measuring area and perimeter of objects. Try this activity at home with your child.



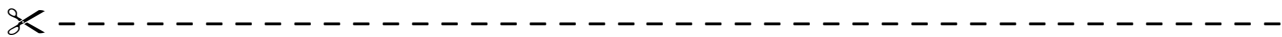
Reading the Story: As you read the story, enjoy predicting the perimeter and area of the various bunny home designs. Try to estimate which home will have the greatest area and the least area space.



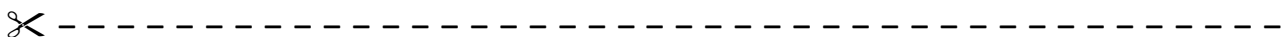
Bunny Homes: Invite your child to predict whether the bunny homes on the Math Mat (inside back cover of the book) have the same or different perimeters. Then, work together to measure the perimeters of all the homes (the lengths of all the sides added together) in centimetres to check. Repeat, but for the areas of the homes. Fill the bunny homes with squares (e.g., with square sticky notes or by covering them with grid paper), and then count them to find the area.



Missing Sides: Draw a shape with straight sides and 1 side missing (e.g., draw only 3 sides of a rectangle). Measure the perimeter of the completed shape in centimetres. Tell your child the perimeter and ask her/him to tell you the length of the missing side. Complete the shape and encourage your child to measure to check his/her answer. For the next round, have your child draw a shape with a missing side, and then measure and tell you the perimeter of the completed shape.



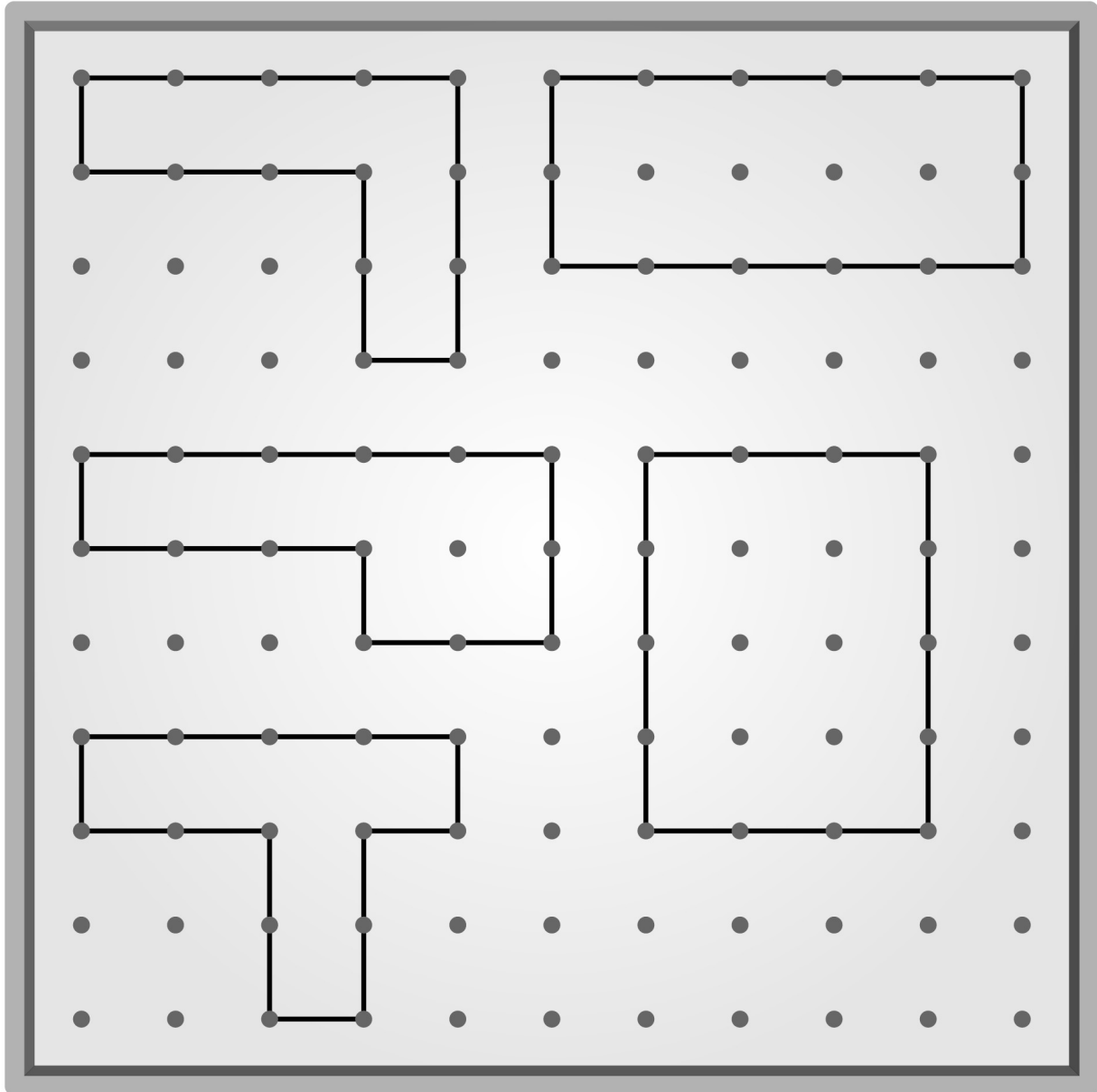
My Bunny Home: Use square building blocks to build a bunny home with your child. Ask your child to show you how to use the blocks to find the perimeter and area of the home.



Sincerely,

The Bunny Challenge Math Mat

Line Master 3




Grid Paper

Line Master 4-1

1 Centimetre

Name: _____




Grid Paper

Line Master 4-2

2 Centimetre

Name: _____




Dot Paper

Line Master 5-1

1 Centimetre

Name: _____




Dot Paper

Line Master 5-2

2 Centimetre

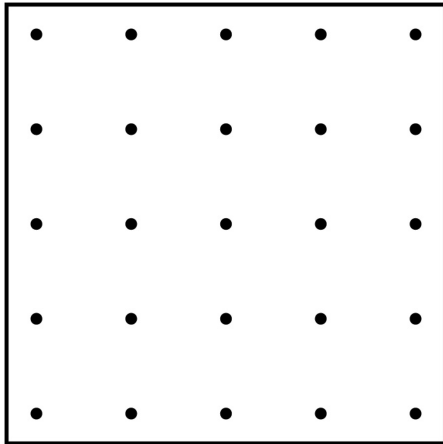
Name: _____



Geoboard Challenge

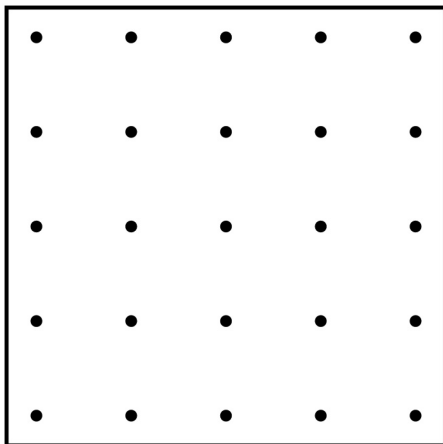
Line Master 6

Name: _____



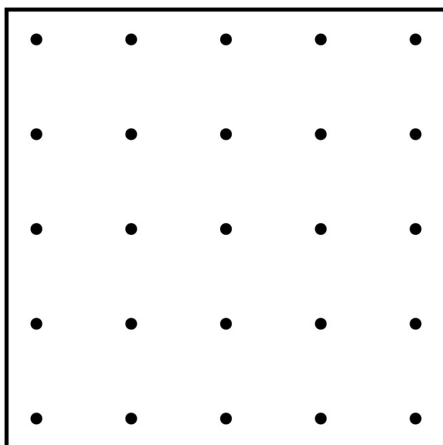
The perimeter measures

This shape has (circle)
the greatest perimeter.
the middle perimeter.
the least perimeter.



The perimeter measures

This shape has (circle)
the greatest perimeter.
the middle perimeter.
the least perimeter.

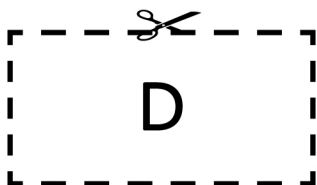
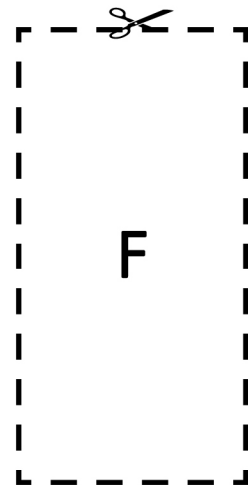
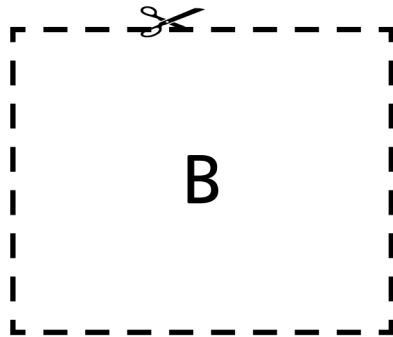
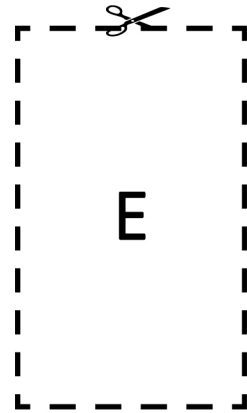
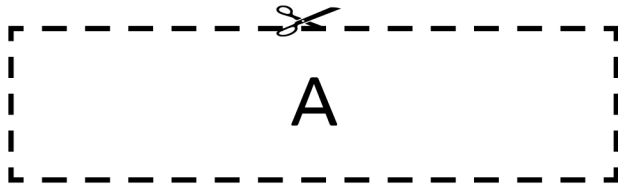


The perimeter measures

This shape has (circle)
the greatest perimeter.
the middle perimeter.
the least perimeter.




Rectangles

Line Master 7



Roll and Flip Cards

Line Master 8

 greatest perimeter	 greatest perimeter	 greatest perimeter
least perimeter	least perimeter	least perimeter
greatest area	greatest area	greatest area
least area	least area	least area

Roll and Flip Score Sheet

Line Master 9

Name: _____

Round	Card (circle)		My Measurement	My Friend's Measurement
1	least perimeter	least area		
	greatest perimeter	greatest area		
2	least perimeter	least area		
	greatest perimeter	greatest area		
3	least perimeter	least area		
	greatest perimeter	greatest area		
4	least perimeter	least area		
	greatest perimeter	greatest area		
5	least perimeter	least area		
	greatest perimeter	greatest area		

20 Square Units

Line Master 10

Name: _____

Shape	Area	Perimeter

Mini-Book Template

Line Master 11

<p>My Pet's Home</p> <p>by</p>	<p>My pet is a</p>
<p>The perimeter of my pet's home is</p>	<p>The area of my pet's home is</p>

Area and Perimeter Problems

Line Master 12–1



Adam wants to put a rug in his room so the bunnies can be comfy when they come inside for a visit. The rug is a rectangle with a perimeter of 10 metres. The length of one side is 2 metres.

What are the lengths of the other sides?

Use words, numbers, and drawings in your answer.



Katie is going to help build a fence around the family's garden so the bunnies don't eat their vegetables! The garden is 5 metres wide and 6 metres long.

How much fencing will Katie need?

Use words, numbers, and drawings in your answer.



Area and Perimeter Problems

Line Master 12-2



Adam's classroom is 7 metres long and 6 metres wide. Katie's classroom is 8 metres long and 5 metres wide.

What is the perimeter of each classroom?

Which classroom has the greater area?



Uncle Matt is going to build a bunny home for some bunnies he is taking to his house. He has 30 metres of fencing.

Draw as many rectangles as you can that would have a perimeter of 30 metres. Label the lengths of all the sides.

Uncle Matt wants his bunny home to have the greatest area possible. Which of your rectangle designs should he use?

