

Calla's Jingle Dress

Line Master 1 (Assessment Master)

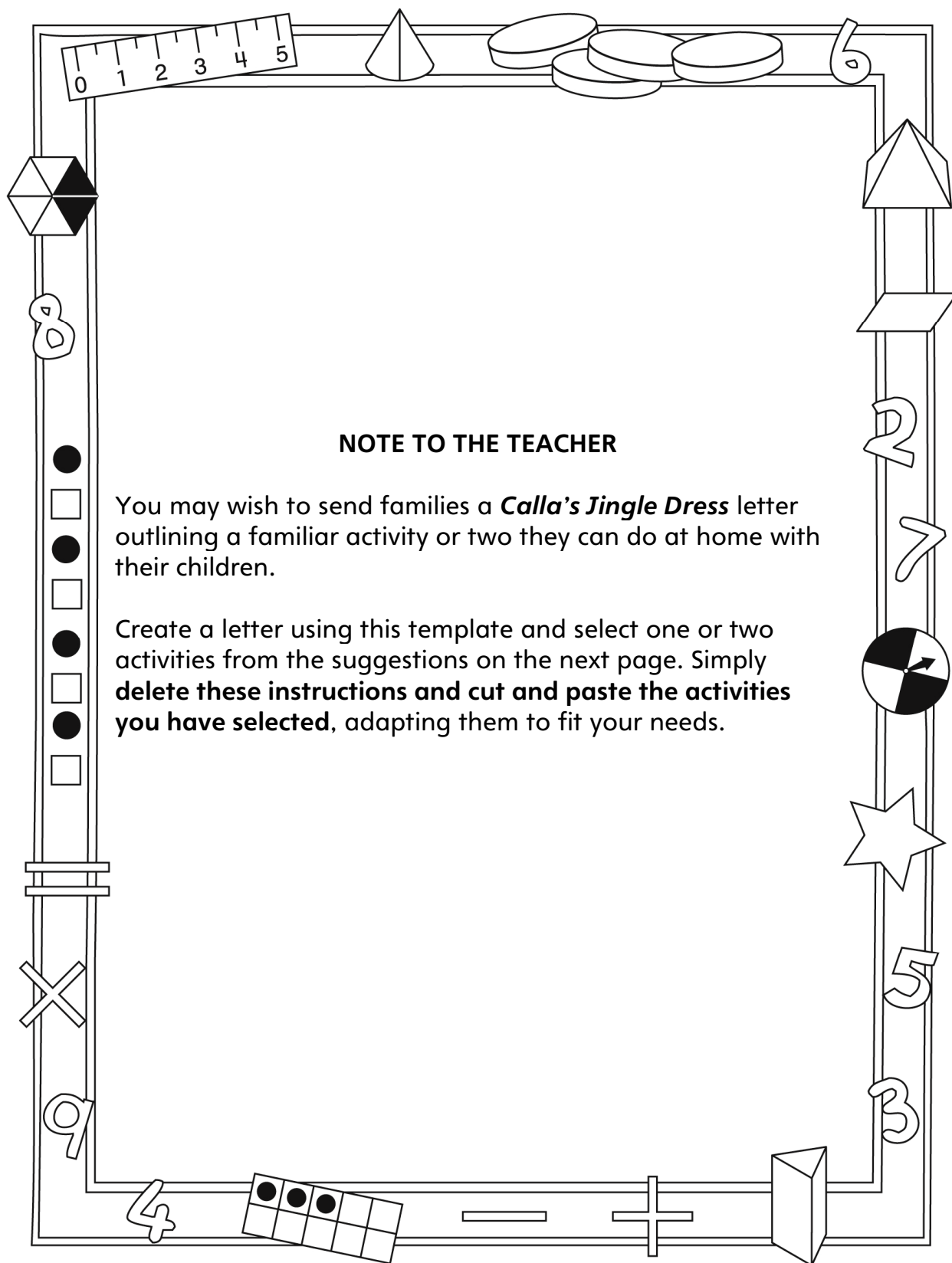
Name: _____

Multiply and Divide to 50	Not observed	Sometimes	Consistently
Solves and creates equal grouping and sharing problems			
Relates to repeated addition and subtraction			
Uses symbols (\times , \div , $=$) to record			
Add and Subtract to 100			
Estimates sums and differences			
Develops efficient mental strategies to solve addition and subtraction problems			
Uses known addition and subtraction facts to solve problems			

Strengths:

Next Steps:

Connecting Home and School Line Master 2-1



NOTE TO THE TEACHER

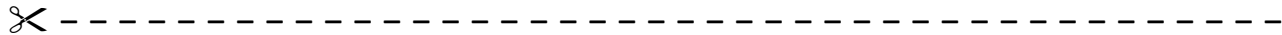
You may wish to send families a *Calla's Jingle Dress* letter outlining a familiar activity or two they can do at home with their children.

Create a letter using this template and select one or two activities from the suggestions on the next page. Simply **delete these instructions and cut and paste the activities you have selected**, adapting them to fit your needs.

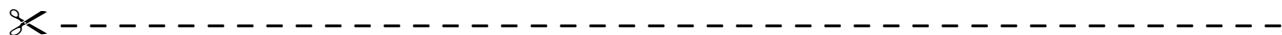
Connecting Home and School Line Master 2–2

Dear Family:

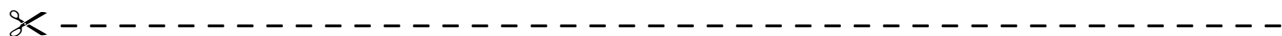
We have been working on *Calla's Jingle Dress*, which focuses on multiplying and dividing to 50, and adding and subtracting to 100. Try this activity at home with your child.



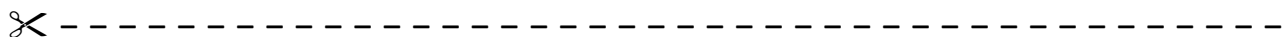
Reading the Story: As you read the story, encourage your child to follow along as Calla makes her dress. Your child can count the number of jingles, figure out the cost of materials, and arrange the baskets into equal groups. After reading, engage your child in arranging numbers and items around your home into equal groups. For example: We have 6 cookies for 3 people. How many cookies does each person get?



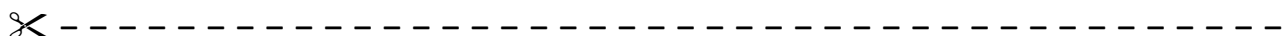
Roll and Multiply: With your child, take turns rolling 2 number cubes, recording the numbers, and multiplying the numbers together. Record your answers. After you have had 5 turns each, add your answers together. The person with the higher total is the winner.



Number Stories: Encourage your child to tell descriptive stories about his/her day using numbers. Challenge your child to develop stories that use a combination of addition and subtraction, or that focus on equal groups. For example, your child can describe baking cookies by adding the number of ingredients and figuring out how many equal rows of cookies are on each baking sheet. Your child can create a drawing or mini-book to express ideas.



Shopping Lists: Encourage your child to help organize family shopping trips. Invite her/him to make lists of groceries, record quantities, and tally final costs.



Sincerely,

How Many Jingles?

Line Master 3

Name: _____

A jingle dress has 8 rows with 4 jingles in each row. How many jingles are there on the dress? Solve by using words, numbers, and/or drawings.

8 Rows of 4 Jingles = _____

Hundred Chart

Line Master 4

1	2	3	4	5	6	7	8	9	10
11	12	13	14	15	16	17	18	19	20
21	22	23	24	25	26	27	28	29	30
31	32	33	34	35	36	37	38	39	40
41	42	43	44	45	46	47	48	49	50
51	52	53	54	55	56	57	58	59	60
61	62	63	64	65	66	67	68	69	70
71	72	73	74	75	76	77	78	79	80
81	82	83	84	85	86	87	88	89	90
91	92	93	94	95	96	97	98	99	100

Equal Groups

Line Master 5

Name: _____

My bag has _____ counters.

I can make _____ equal groups of _____.

I can make _____ equal groups of _____.

Class Price List

Line Master 6

Item	Price
Pack of Pencils	\$3
Pack of Markers	\$6
Pack of Crayons	\$4
Sticky Notes	\$5
Construction Paper	\$5
Mini Whiteboard	\$7
Stickers	\$4
3-Hole Punch	\$10
Pack of Notebooks	\$8
Pencil Sharpener	\$12

My Shopping List

Line Master 7

Name: _____

Item	Price	Quantity	Subtotal
TOTAL SPENT:			

More or Less

Line Master 8-1

Name: _____

Which has more jingles? Solve by using words, numbers, and/or drawings.

7 Rows of 3 Jingles = _____

3 Rows of 7 Jingles = _____

More or Less

Line Master 8-2

Name: _____

Which has more jingles? Solve by using words, numbers, and/or drawings.

5 Rows of 6 Jingles = _____

4 Rows of 8 Jingles = _____

Friendly Number Facts

Line Master 9

Name: _____

Sticky note:

Sticky note:

Sticky note:

Roll and Multiply

Line Master 10

Name: _____

Roll	Number Cube 1	Number Cube 2	Multiplication Sentence	Answer
1				
2				
3				
4				
5				
Total of 5 answers:				



Name: _____

Roll	Number Cube 1	Number Cube 2	Multiplication Sentence	Answer
1				
2				
3				
4				
5				
Total of 5 answers:				

Finding Equal Groups

Line Master 11

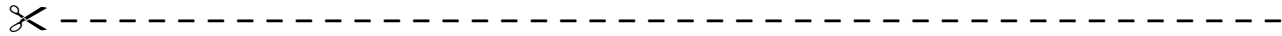
Find equal groups and describe them using words, numbers, and/or drawings. Complete the statements below using numbers.

There are _____ equal groups of _____.

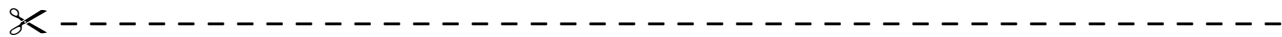
There are _____ in total.

Jingle Dress Problems

Line Master 12-1



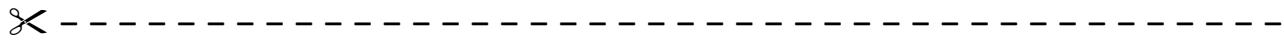
Calla's dress has 5 rows of 3 jingles. How many jingles does she have altogether? Show your thinking by using words, numbers, and/or drawings.



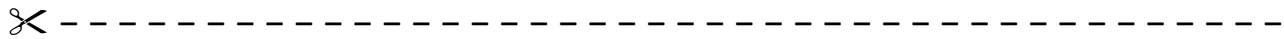
It took Calla 4 minutes to make 1 jingle. How long will it take her to make 4 jingles? Show your thinking by using words, numbers, and/or drawings.

Jingle Dress Problems

Line Master 12-2



Calla has 20 jingles. How many different ways can she organize them into rows of equal amounts? Show your thinking by using words, numbers, and/or drawings.



Calla has 18 jingles. How many different ways can she organize them into rows of equal amounts? Show your thinking by using words, numbers, and/or drawings.