

Sports Camp

Line Master 1 (Assessment Master)

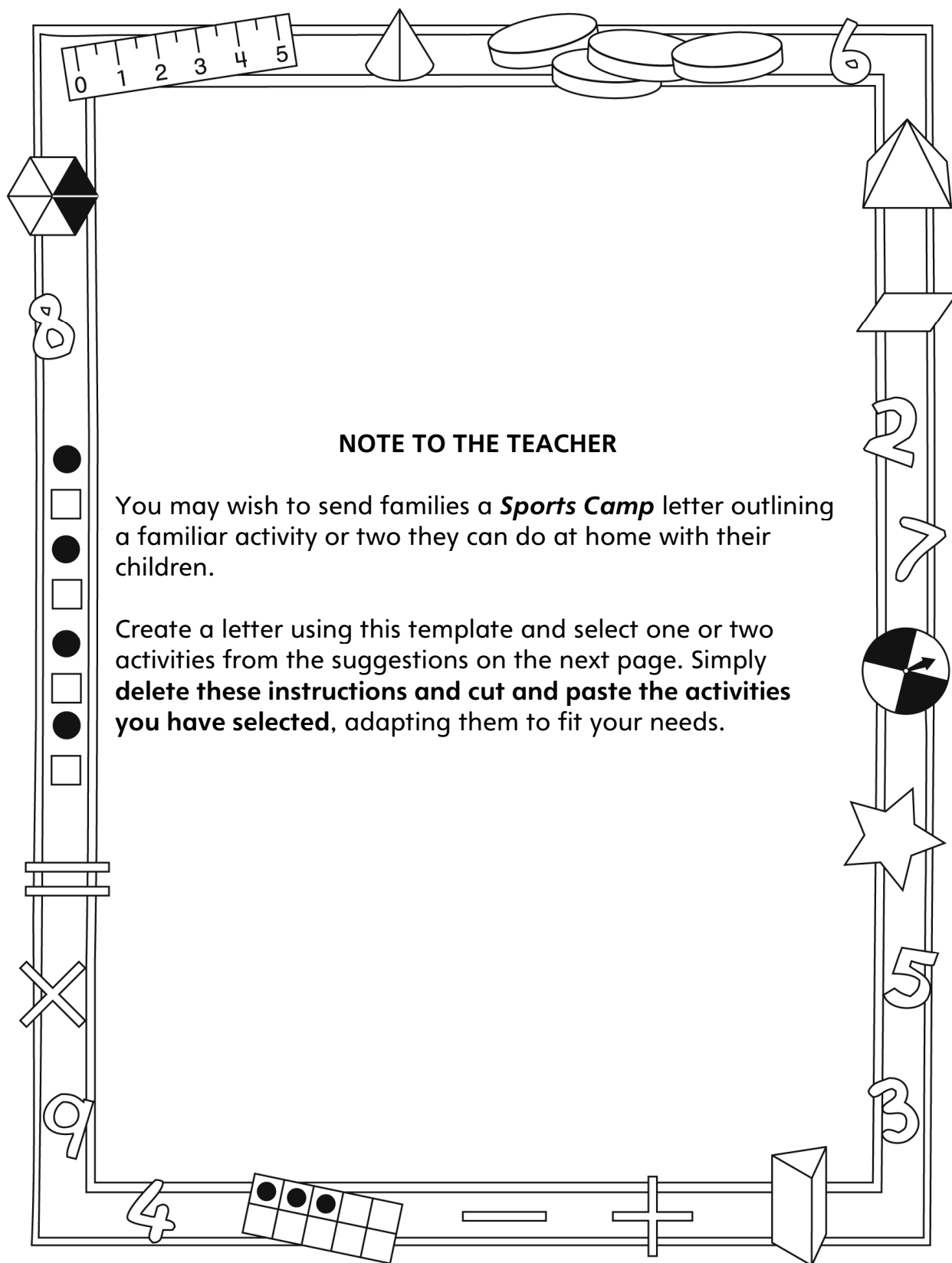
Name: _____

Multiplication and Division	Not observed	Sometimes	Consistently
Finds how many in equal groups (multiplies)			
Shares groups equally (divides)			
Models, symbolizes, and solves grouping and sharing problems (uses \times , \div , and $=$)			
Relates multiplication and division			
Addition and Subtraction			
Makes reasonable estimates for sums and differences			
Solves addition and subtraction problems			
Uses mental and personal addition and subtraction strategies			
Uses appropriate number sentences to express and solve addition and subtraction problems			
Relates repeated addition and repeated subtraction to multiplication (grouping) and division (sharing)			

Strengths:

Next Steps:

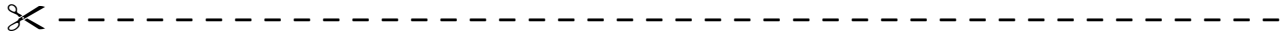
Connecting Home and School Line Master 2-1



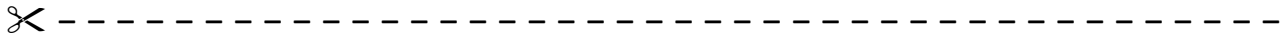
Connecting Home and School Line Master 2-2

Dear Family:

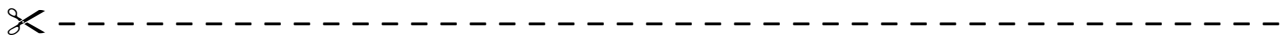
We have been working on *Sports Camp*, which focuses on making and sharing equal groups, and relating addition to multiplication and subtraction to division. Try this activity at home with your child.



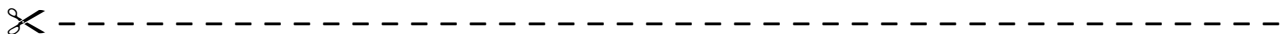
Reading the Story: As you read the story, enjoy discussing what happens with each new attempt to make equal teams. Predict whether the teams will be equal. Make up problems based on the situations. For example: How many balls are needed if each group needs 3 and there are 5 groups?



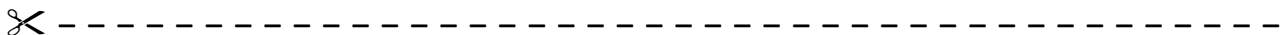
The Math Mat: On the inside back cover, you will find a gym floor. Use this along with small objects to explore making equal groups out of a given number of players. For example: What different ways can you make equal teams with 30 players?



Our Family: How many people are in your family? How many items do you need for each person to have 1 coat? 2 hats? 3 shirts? 4 pairs of pants? 5 books? 6 wishes?



Equal Groups in Nature: Make up problems using equal groups in nature. For example: Which is more: the number of legs on 6 ants or the number of legs on 5 spiders? Please send problems to class by (DATE). We plan on solving them!



Sincerely,

Making Equal Teams

Line Master 3

Name: _____

There are **24 players**.

The coach wants to make equal teams.

How many different ways can the players be on equal teams?

Find out!

Use drawings, numbers, and/or number sentences to show the different equal teams.

Sports Camp Attendance

Line Master 4

Name: _____

How many children are at sports camp?

_____ basketball players

_____ hockey players

_____ baseball players

How many children are there altogether?

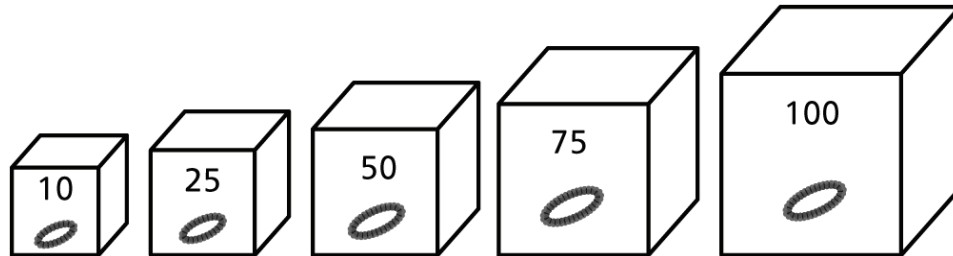
There are spaces for 200 children.
How many spaces are still open?

Teamwork

Line Master 5

Name: _____

You need _____ wristbands.



What boxes will you open?
How many extras will you have?
Show your work.

Hundred Chart

Line Master 6

1	2	3	4	5	6	7	8	9	10
11	12	13	14	15	16	17	18	19	20
21	22	23	24	25	26	27	28	29	30
31	32	33	34	35	36	37	38	39	40
41	42	43	44	45	46	47	48	49	50
51	52	53	54	55	56	57	58	59	60
61	62	63	64	65	66	67	68	69	70
71	72	73	74	75	76	77	78	79	80
81	82	83	84	85	86	87	88	89	90
91	92	93	94	95	96	97	98	99	100

Roll and Colour

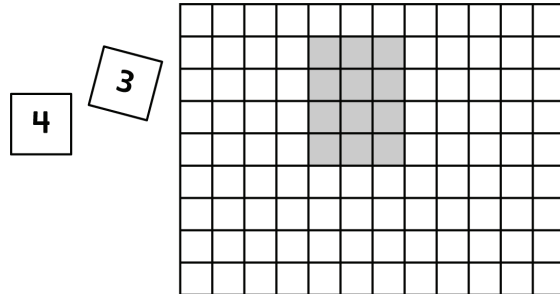
Line Master 7

What You Need:

- 1 cm grid paper
- 1 number cube
- 2 crayons (a different colour for each player)
- 2 scoresheets (one for each player)

How to Play:

1. Roll the number cube 2 times.
Use the numbers to colour rows and columns.



2. Write the numbers you rolled and a multiplication sentence.

Turn	Roll	Multiplication Sentence
1	4 and 3	$4 \times 3 = 12$

3. Take turns doing Steps 1 and 2. Continue until one of you cannot find a place to colour what you roll.

4. Find the total number of squares you coloured.


Turn	Roll	Multiplication Sentence
1	4 and 3	$4 \times 3 = 12$
2	1 and 3	$1 \times 3 = 3$
3	5 and 5	$5 \times 5 = 25$

Total: $12 + 3 + 25 = 40$

The player with the most squares coloured wins!

1 cm Grid Paper

Line Master 8



Roll and Colour Scoresheet Line Master 9

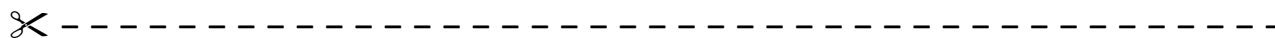
Name: _____

Turn	Roll	Multiplication Sentence

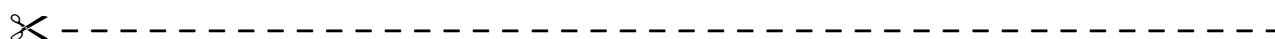
Total:

Solve the Problem

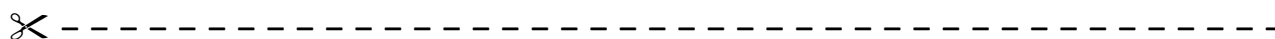
Line Master 10-1



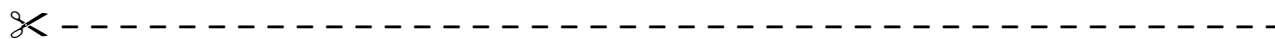
There are 32 players on 4 equal teams.
How many players are on each team?
Use drawings and a number sentence to show your thinking.



There are 21 players on 3 equal teams.
How many players are on each team?
Use drawings and a number sentence to show your thinking.

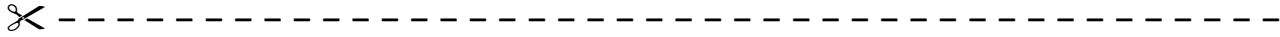


There are 40 players on 5 equal teams.
How many players are on each team?
Use drawings and a number sentence to show your thinking.



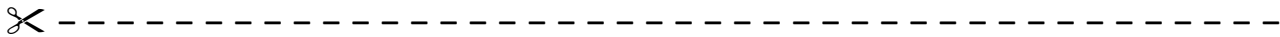
Solve the Problem

Line Master 10-2



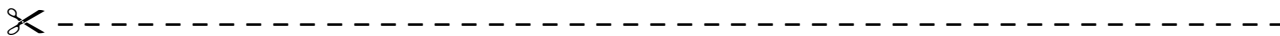
Draw a sketch.
Write a multiplication sentence.

5 nets, each with 6 balls



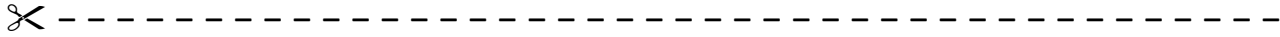
Draw a sketch.
Write a multiplication sentence.

3 rows, each with 3 pylons



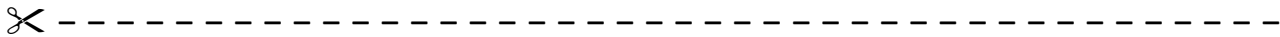
Solve the Problem

Line Master 10–3



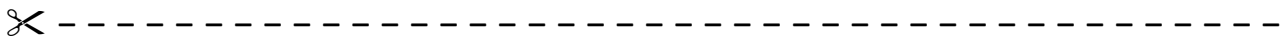
Draw a sketch.
Write a multiplication sentence.

4 rows, each with 4 players



Draw a sketch.
Write a multiplication sentence.

6 nets, each with 3 pucks



Solve the Problem

Line Master 10-4



Which is more?

4 teams of 5 players

3 teams of 7 players



Which is more?

3 teams of 5 players

4 teams of 4 players



Which is more?

6 teams of 4 players

5 teams of 5 players

