

# Finding Buster

## Line Master 1 (Assessment Master)

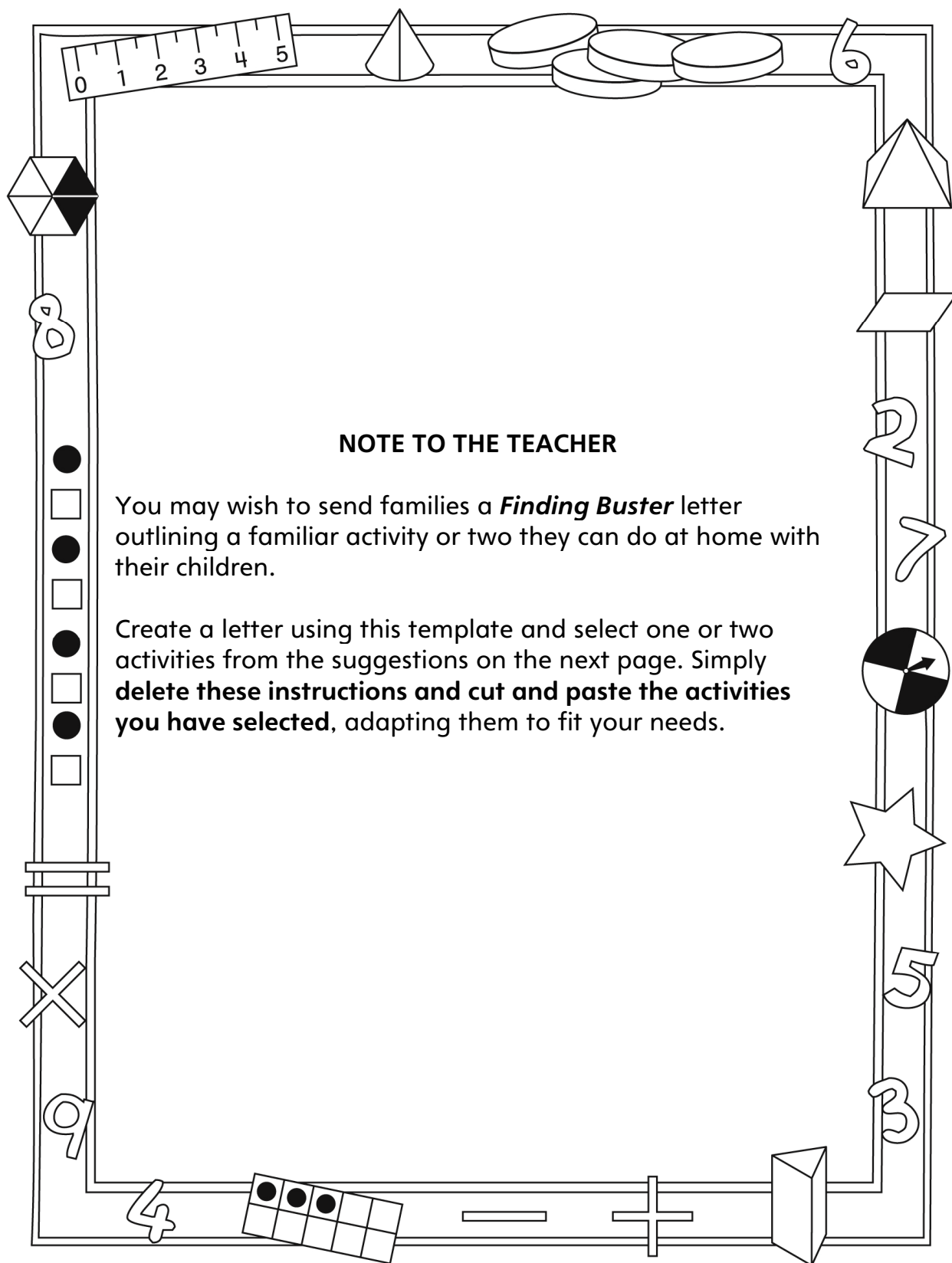
Name: \_\_\_\_\_

<b>Compose to 1000 Based on Place Value</b>	<b>Not observed</b>	<b>Sometimes</b>	<b>Consistently</b>
Writes, reads, composes, and decomposes 3-digit numbers as hundreds, tens, and ones			
Determines 10 or 100 more/less than the given numbers			
<b>Compare and Order Quantities and Numbers to 1000</b>			
Compares quantities and numbers to 1000			
Estimates quantities and numbers to 1000			
Orders quantities and numbers to 1000			

**Strengths:**

**Next Steps:**

# Connecting Home and School Line Master 2-1



## NOTE TO THE TEACHER

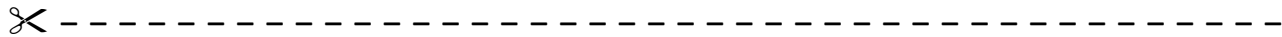
You may wish to send families a *Finding Buster* letter outlining a familiar activity or two they can do at home with their children.

Create a letter using this template and select one or two activities from the suggestions on the next page. Simply **delete these instructions and cut and paste the activities you have selected**, adapting them to fit your needs.

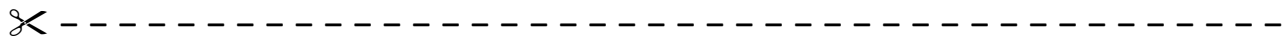
# Connecting Home and School Line Master 2–2

Dear Family:

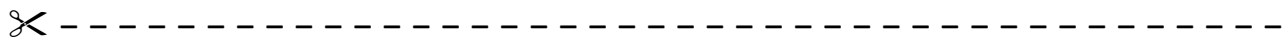
We have been working on ***Finding Buster***, which engages children in conversations, investigations, and activities that help to develop their understanding of the big math idea that “Quantities and numbers can be grouped by units or split into units.” Particular focus is placed on composing numbers to 1000. Try this activity at home with your child.



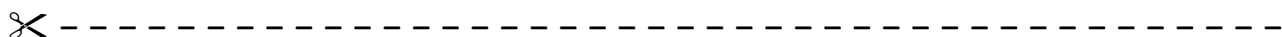
**Reading the Story:** As you read the story, enjoy estimating (guessing) how many items are in the scenes that show large collections. After you read, you might use collections of small objects such as buttons, coins, or beans to estimate and count numbers greater than 100. Grab large handfuls of the objects and spill them onto a surface. Estimate how many there are before grouping them into hundreds, tens, and ones on the inside back cover mat.



**I Spy Numbers:** Search the book for 3-digit numbers and list the ones you find. Take turns asking each other questions such as the following: **I spy a number that is 100 more than 400. Which number is it? I spy the number that is the greatest one on the list. What number is it?** Create new lists of 3-digit numbers by searching your home, newspaper, or books.



**Make the Greatest or Least Number!** Print the numbers 0–9 on 2 sets of separate cards, shuffle them, and place them face down. In turn, flip over 3 cards. Arrange the cards to make the greatest number you can. Then challenge the other to rearrange the same cards to make the least/smallest number possible. After several turns, shuffle the cards before continuing.

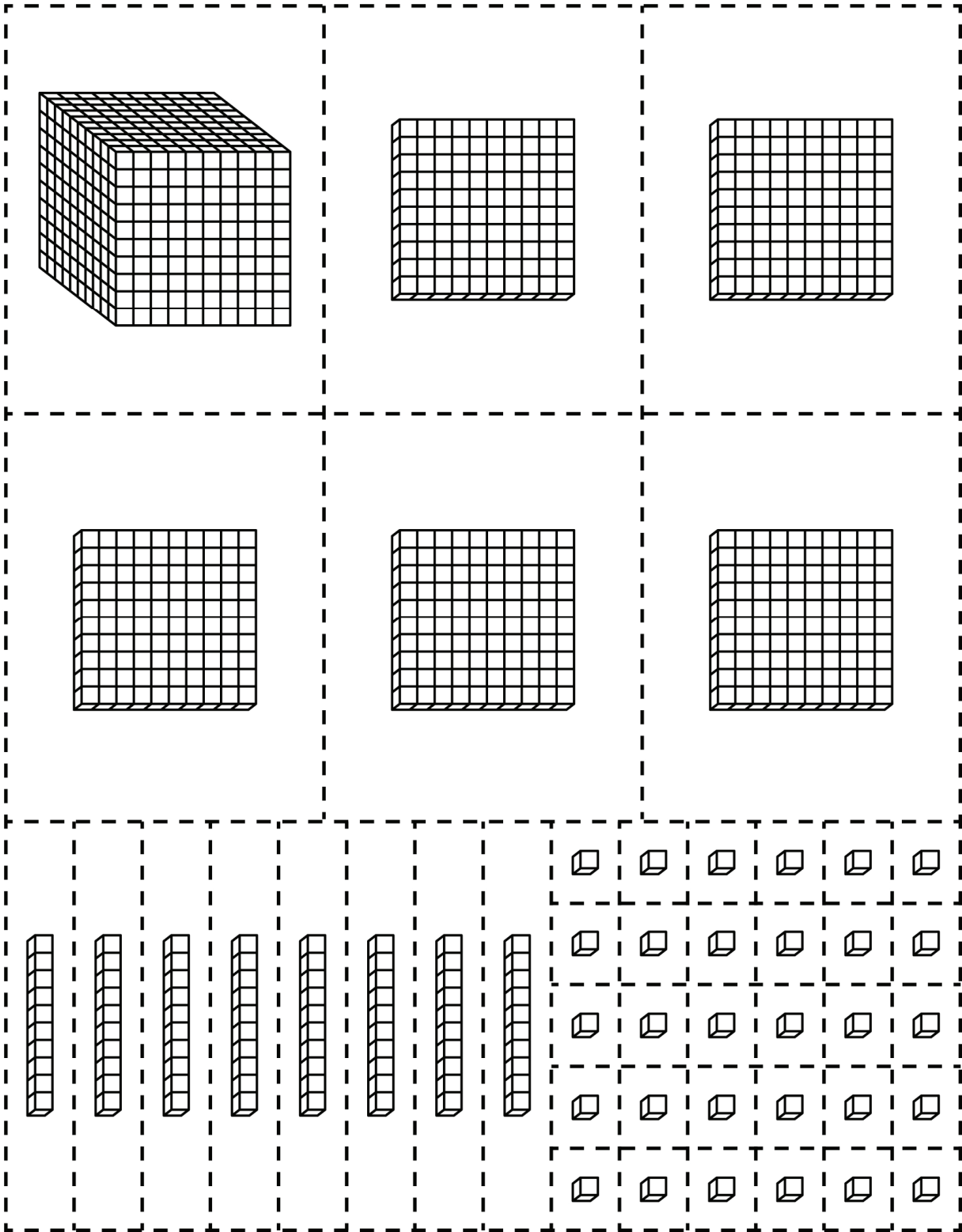


Sincerely,

\_\_\_\_\_

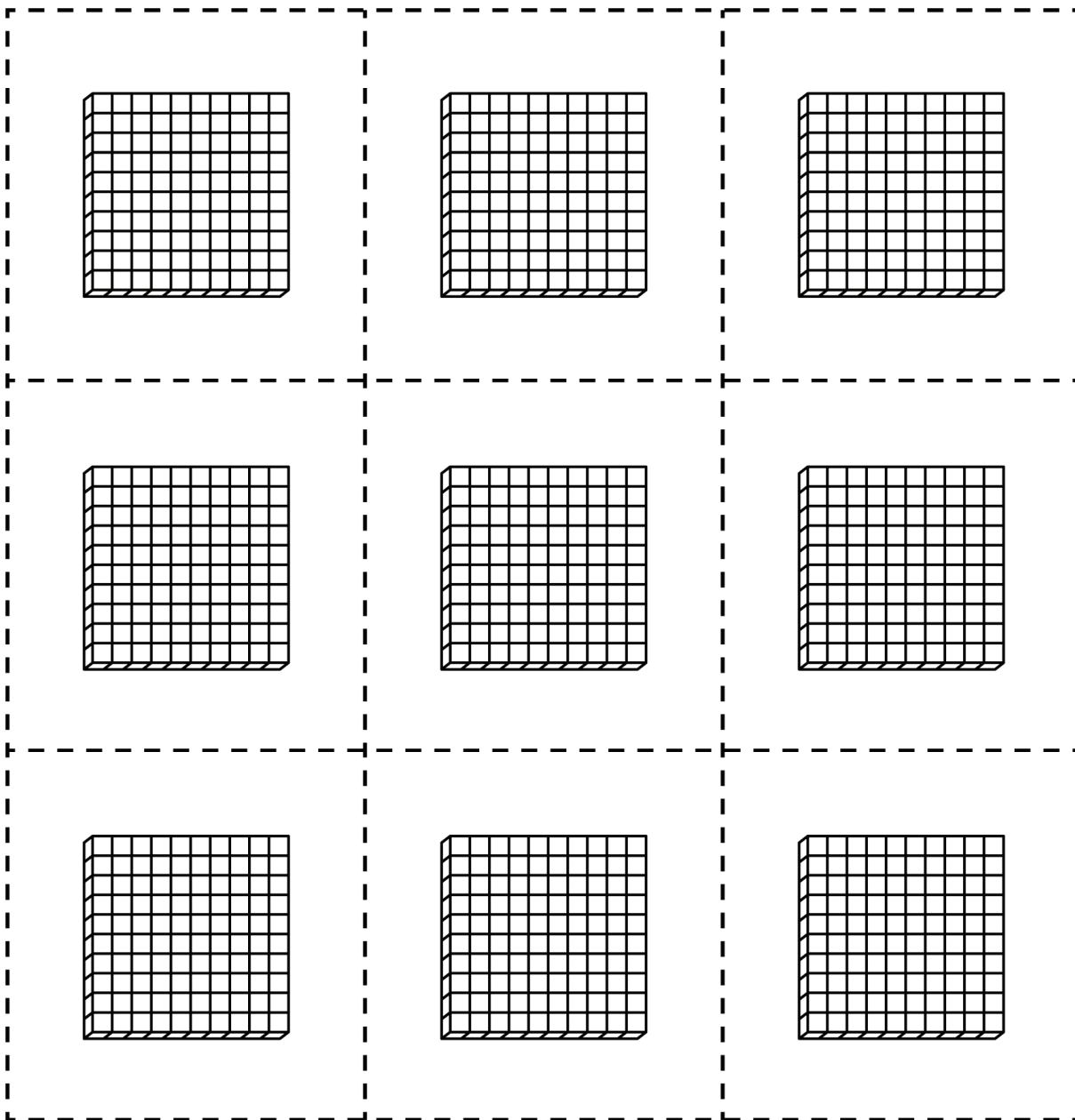
# Base Ten Cutouts

# Line Master 3-1




# Base Ten Cutouts

# Line Master 3-2



# Base Ten Cutouts

# Line Master 3-3



# Hundred Charts

## Line Master 4-1

1	2	3	4	5	6	7	8	9	10
11	12	13	14	15	16	17	18	19	20
21	22	23	24	25	26	27	28	29	30
31	32	33	34	35	36	37	38	39	40
41	42	43	44	45	46	47	48	49	50
51	52	53	54	55	56	57	58	59	60
61	62	63	64	65	66	67	68	69	70
71	72	73	74	75	76	77	78	79	80
81	82	83	84	85	86	87	88	89	90
91	92	93	94	95	96	97	98	99	100

# Hundred Charts

## Line Master 4-2

101	102	103	104	105	106	107	108	109	110
111	112	113	114	115	116	117	118	119	120
121	122	123	124	125	126	127	128	129	130
131	132	133	134	135	136	137	138	139	140
141	142	143	144	145	146	147	148	149	150
151	152	153	154	155	156	157	158	159	160
161	162	163	164	165	166	167	168	169	170
171	172	173	174	175	176	177	178	179	180
181	182	183	184	185	186	187	188	189	190
191	192	193	194	195	196	197	198	199	200



# Hundred Charts

## Line Master 4-3

201	202	203	204	205	206	207	208	209	210
211	212	213	214	215	216	217	218	219	220
221	222	223	224	225	226	227	228	229	230
231	232	233	234	235	236	237	238	239	240
241	242	243	244	245	246	247	248	249	250
251	252	253	254	255	256	257	258	259	260
261	262	263	264	265	266	267	268	269	270
271	272	273	274	275	276	277	278	279	280
281	282	283	284	285	286	287	288	289	290
291	292	293	294	295	296	297	298	299	300

# Hundred Charts

## Line Master 4-4

301	302	303	304	305	306	307	308	309	310
311	312	313	314	315	316	317	318	319	320
321	322	323	324	325	326	327	328	329	330
331	332	333	334	335	336	337	338	339	340
341	342	343	344	345	346	347	348	349	350
351	352	353	354	355	356	357	358	359	360
361	362	363	364	365	366	367	368	369	370
371	372	373	374	375	376	377	378	379	380
381	382	383	384	385	386	387	388	389	390
391	392	393	394	395	396	397	398	399	400

# Hundred Charts

## Line Master 4–5

401	402	403	404	405	406	407	408	409	410
411	412	413	414	415	416	417	418	419	420
421	422	423	424	425	426	427	428	429	430
431	432	433	434	435	436	437	438	439	440
441	442	443	444	445	446	447	448	449	450
451	452	453	454	455	456	457	458	459	460
461	462	463	464	465	466	467	468	469	470
471	472	473	474	475	476	477	478	479	480
481	482	483	484	485	486	487	488	489	490
491	492	493	494	495	496	497	498	499	500

# Hundred Charts

## Line Master 4–6

501	502	503	504	505	506	507	508	509	510
511	512	513	514	515	516	517	518	519	520
521	522	523	524	525	526	527	528	529	530
531	532	533	534	535	536	537	538	539	540
541	542	543	544	545	546	547	548	549	550
551	552	553	554	555	556	557	558	559	560
561	562	563	564	565	566	567	568	569	570
571	572	573	574	575	576	577	578	579	580
581	582	583	584	585	586	587	588	589	590
591	592	593	594	595	596	597	598	599	600

# Hundred Charts

## Line Master 4–7

601	602	603	604	605	606	607	608	609	610
611	612	613	614	615	616	617	618	619	620
621	622	623	624	625	626	627	628	629	630
631	632	633	634	635	636	637	638	639	640
641	642	643	644	645	646	647	648	649	650
651	652	653	654	655	656	657	658	659	660
661	662	663	664	665	666	667	668	669	670
671	672	673	674	675	676	677	678	679	680
681	682	683	684	685	686	687	688	689	690
691	692	693	694	695	696	697	698	699	700

# Hundred Charts

## Line Master 4–8

701	702	703	704	705	706	707	708	709	710
711	712	713	714	715	716	717	718	719	720
721	722	723	724	725	726	727	728	729	730
731	732	733	734	735	736	737	738	739	740
741	742	743	744	745	746	747	748	749	750
751	752	753	754	755	756	757	758	759	760
761	762	763	764	765	766	767	768	769	770
771	772	773	774	775	776	777	778	779	780
781	782	783	784	785	786	787	788	789	790
791	792	793	794	795	796	797	798	799	800

# Hundred Charts

## Line Master 4-9

801	802	803	804	805	806	807	808	809	810
811	812	813	814	815	816	817	818	819	820
821	822	823	824	825	826	827	828	829	830
831	832	833	834	835	836	837	838	839	840
841	842	843	844	845	846	847	848	849	850
851	852	853	854	855	856	857	858	859	860
861	862	863	864	865	866	867	868	869	870
871	872	873	874	875	876	877	878	879	880
881	882	883	884	885	886	887	888	889	890
891	892	893	894	895	896	897	898	899	900

# Hundred Charts

## Line Master 4–10

901	902	903	904	905	906	907	908	909	910
911	912	913	914	915	916	917	918	919	920
921	922	923	924	925	926	927	928	929	930
931	932	933	934	935	936	937	938	939	940
941	942	943	944	945	946	947	948	949	950
951	952	953	954	955	956	957	958	959	960
961	962	963	964	965	966	967	968	969	970
971	972	973	974	975	976	977	978	979	980
981	982	983	984	985	986	987	988	989	990
991	992	993	994	995	996	997	998	999	1000



# Ordering Books

## Line Master 5

Name: \_\_\_\_\_

least



greatest

We estimate...	We discovered...
_____ _____ pages	_____ _____ pages
_____ _____ pages	_____ _____ pages
_____ _____ pages	_____ _____ pages
_____ _____ pages	_____ _____ pages
_____ _____ pages	_____ _____ pages
_____ _____ pages	_____ _____ pages
_____ _____ pages	_____ _____ pages
_____ _____ pages	_____ _____ pages
_____ _____ pages	_____ _____ pages
_____ _____ pages	_____ _____ pages

Ones	
Tens	
Hundreds	

# Modelling Numbers

## Line Master 7

Names: \_\_\_\_\_

I see \_\_\_\_\_ hundreds, \_\_\_\_\_ tens, and \_\_\_\_\_ ones.

I see \_\_\_\_\_ altogether.

I see \_\_\_\_\_ hundreds, \_\_\_\_\_ tens, and \_\_\_\_\_ ones.

I see \_\_\_\_\_ altogether.

I see \_\_\_\_\_ hundreds, \_\_\_\_\_ tens, and \_\_\_\_\_ ones.

I see \_\_\_\_\_ altogether.


I see \_\_\_\_\_ hundreds, \_\_\_\_\_ tens, and \_\_\_\_\_ ones.

I see \_\_\_\_\_ altogether.

I see \_\_\_\_\_ hundreds, \_\_\_\_\_ tens, and \_\_\_\_\_ ones.

I see \_\_\_\_\_ altogether.

Order the numbers you both modelled.



# Finding Buster Map

## Line Master 8


# Blank Hundred Chart

# Line Master 9


# Numbers Recording Sheet

## Line Master 10

Hundreds	Tens	Ones

Number: \_\_\_\_\_

Hundreds	Tens	Ones

Number: \_\_\_\_\_

Hundreds	Tens	Ones

Number: \_\_\_\_\_

Hundreds	Tens	Ones

Number: \_\_\_\_\_

Hundreds	Tens	Ones

Number: \_\_\_\_\_

Hundreds	Tens	Ones

Number: \_\_\_\_\_

# Riddle Recording Sheet

## Line Master 11

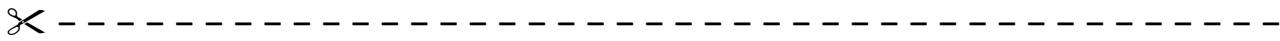
Name: \_\_\_\_\_

Write up to 5 clues to help others identify your mystery number. Use the following wordings to build your clues:

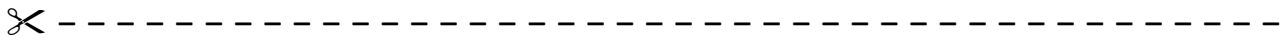
- greater than
- less than
- between \_\_\_ and \_\_\_
- closer to \_\_\_ than to \_\_\_
- 100 greater (less) than \_\_\_
- has \_\_\_ in the hundreds place and \_\_\_ in the ones place
- 50 more (less) than \_\_\_
- you say it when counting by \_\_\_

1.
2.
3.
4.
5.

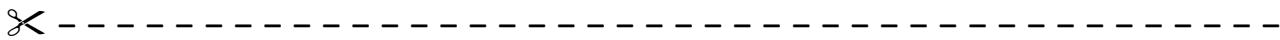
Guess my mystery number. \_\_\_\_\_



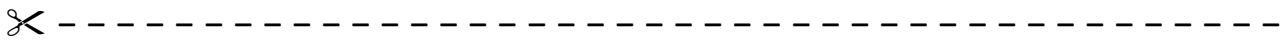
How many linking cubes do you think it would take to cover the book *Finding Buster*? \_\_\_\_\_  
Cover the book, count, re-count, and record how many.



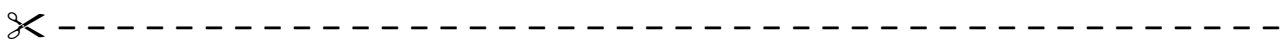
How many linking cubes do you think it would take to cover your desk? \_\_\_\_\_  
Cover the desk, count, re-count, and record how many.



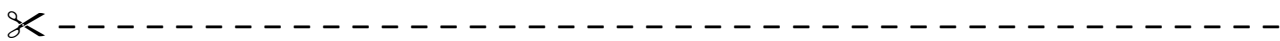
How many linking cubes do you think it would take to measure the length of the meeting carpet? \_\_\_\_\_  
Line up the cubes, count, re-count, and record how many.



Find the largest 3-digit number you can in the room.  
Record the number and where you found it.



Find the smallest 3-digit number you can in the room.  
Record the number and where you found it.



How many groups of 10 are in 1000?  
Record what and how you found out using pictures, words, and numbers.

