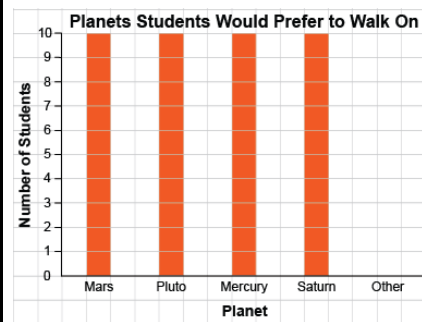


Activity 4 Assessment

Creating Graphical Displays

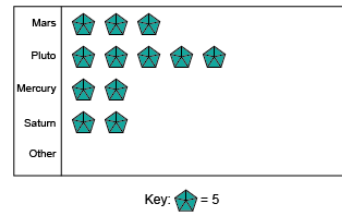
Creating Graphical Displays

Creates graph using on-to-one correspondence

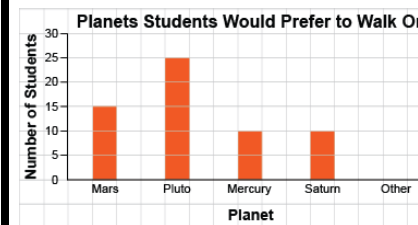


"I ran out of room for Mars and Pluto"

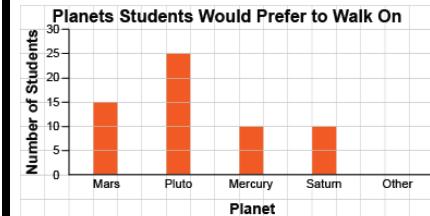
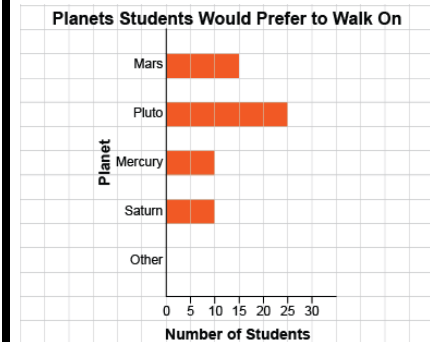
Creates graphs but omits labels, title, or scale/key



Successfully creates graphs (always of same type)



Creates graphs flexibly; shows same data on different graph types and using different scales



Observations/Documentation