

# What Would You Rather?

## Line Master 1 (Assessment Master)

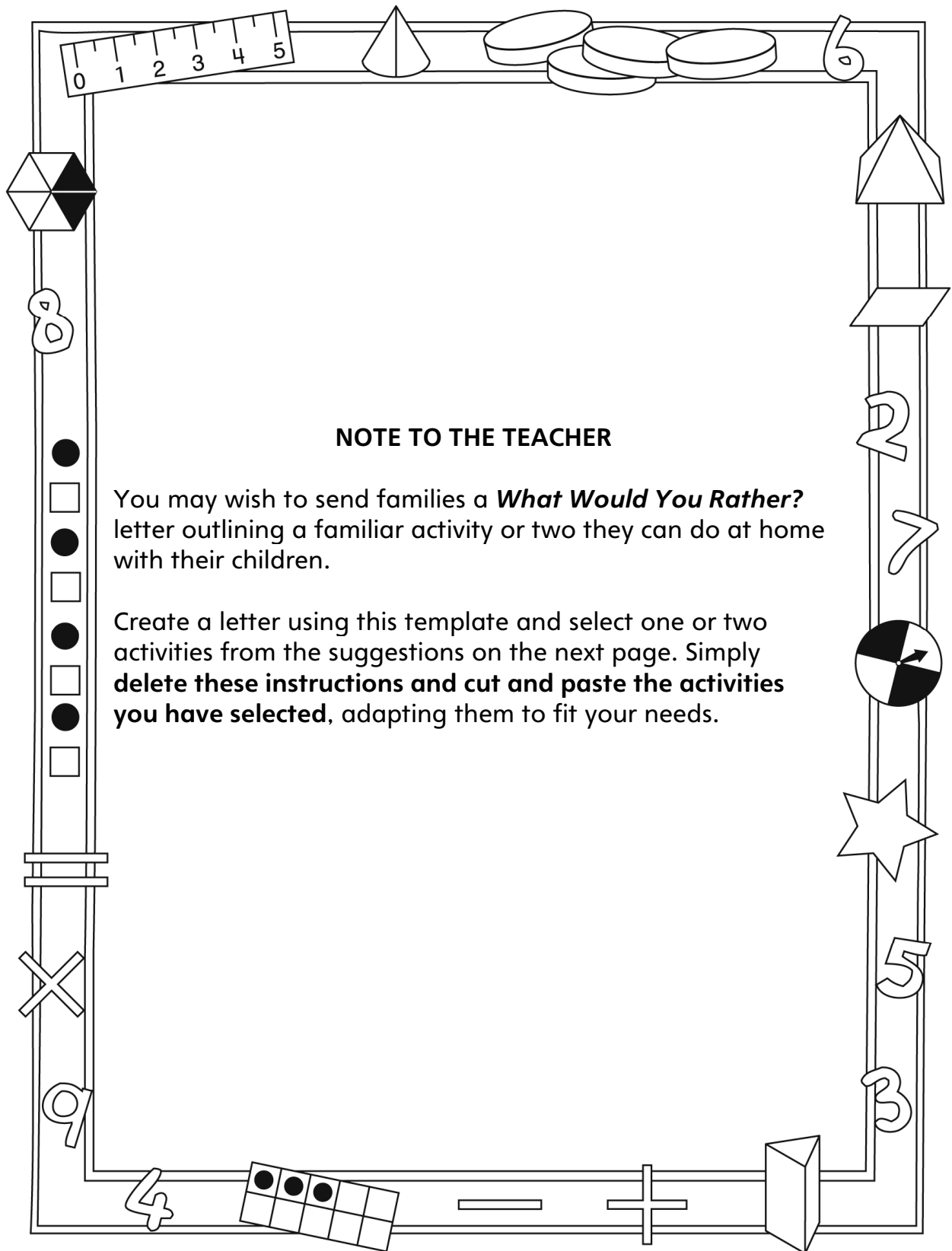
Name: \_\_\_\_\_

Compare Quantities to 100	Not observed	Sometimes	Consistently
Determines how many more/less one quantity is compared to another			
Uses relevant benchmarks to make mental comparisons and estimate quantities			
Estimate and Count to 100			
Skip-counts by factors of 10 (2, 5, 10) and multiples of 10			
Skip-counts by factors of 100 (20, 25, 50)			
Estimates and counts by different ways to 100			

Strengths:

Next Steps:

# Connecting Home and School Line Master 2-1



## NOTE TO THE TEACHER

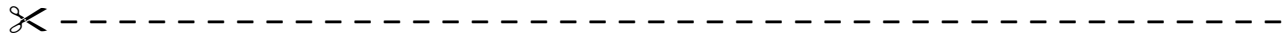
You may wish to send families a *What Would You Rather?* letter outlining a familiar activity or two they can do at home with their children.

Create a letter using this template and select one or two activities from the suggestions on the next page. Simply **delete these instructions and cut and paste the activities you have selected**, adapting them to fit your needs.

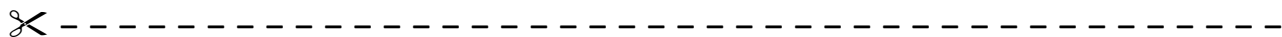
# Connecting Home and School Line Master 2-2

Dear Family:

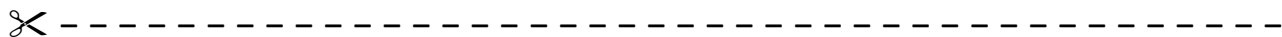
We have been working on ***What Would You Rather?***, which focuses on comparing quantities to 100 and estimating and counting to 100. Try this activity at home with your child.



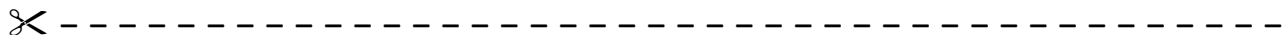
**Reading the Story:** As you read the story, enjoy estimating, counting, and comparing the objects and creatures on each page. Each set is close in number, so prepare to be surprised!



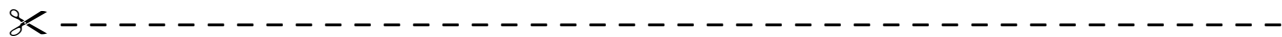
**Spiders Galore!** After you read, use the Math Mat (on the inside back cover of the book) to create counting stories of spiders in a web. Have your child close his/her eyes while you create sets of equal size on the web, and then have her/him estimate and count to see how many spiders there are. Have fun!



**All Set Up!** Gather a collection of 100 objects. They can be buttons, coins, counters, or even dried beans or pasta. Have your child count them to be sure of the total. Next, choose a number for each set—either 2, 5, 10, 20, or 25—and have your child break up the 100 objects into groups of that size. Next, he/she should skip-count to find the total (e.g., 10, 20, 30...), touching each group while saying the corresponding number. Trade roles and play too!



**Ten Snap!** Quietly count to 100 by 1s. As you reach multiples of 10 (10, 20, 30, 40, etc.), call out the number and snap your fingers. Play again with the multiples of 5 (5, 10, 15, 20, 25...). For a challenge, start at a different number!




Sincerely,

---

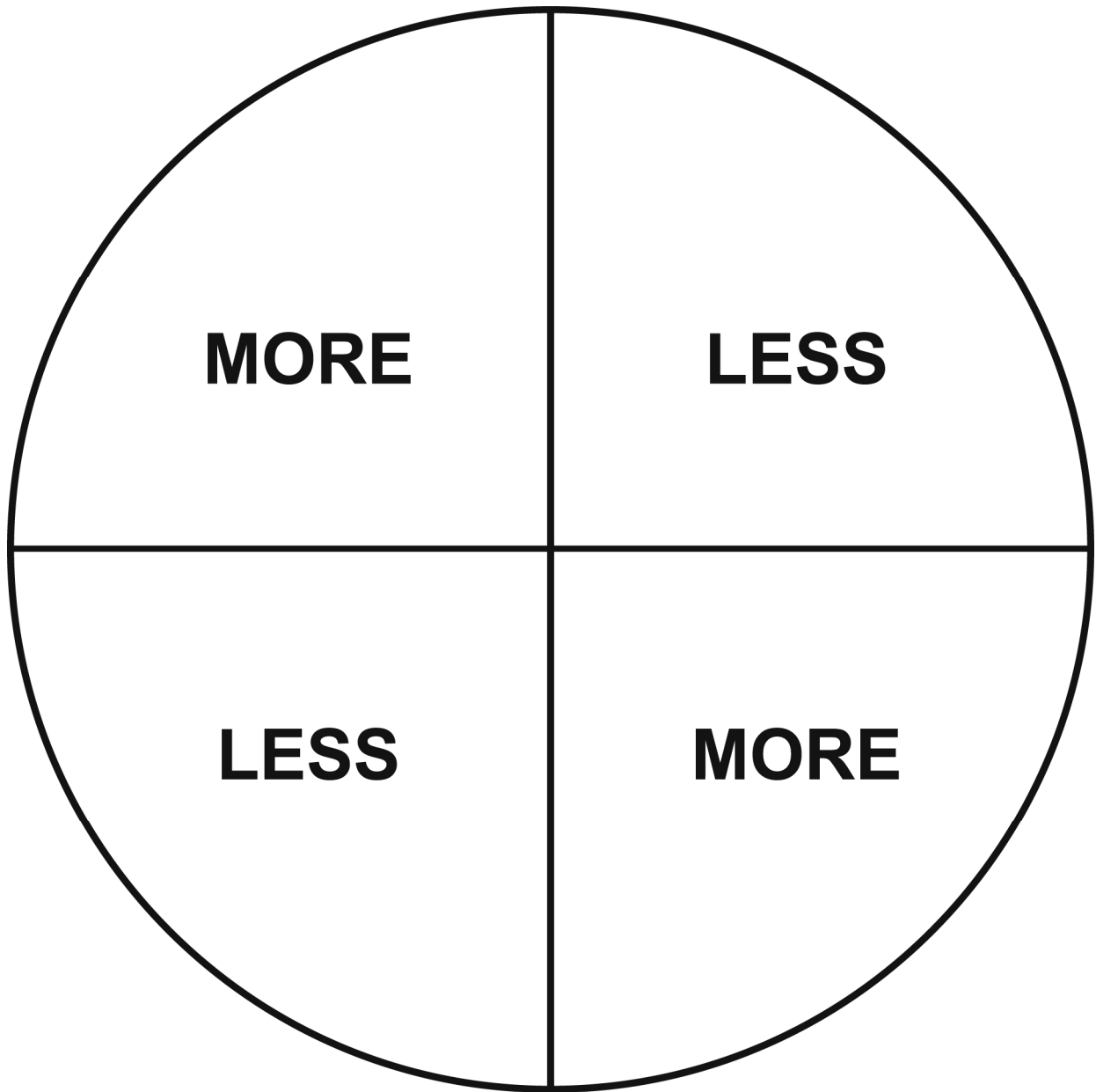
# ***What Would You Rather?*** **Math Mat**

**Line Master 3**



# More or Less Spinner

Line Master 4



# Hundred Chart


## Line Master 5

1	2	3	4	5	6	7	8	9	10
11	12	13	14	15	16	17	18	19	20
21	22	23	24	25	26	27	28	29	30
31	32	33	34	35	36	37	38	39	40
41	42	43	44	45	46	47	48	49	50
51	52	53	54	55	56	57	58	59	60
61	62	63	64	65	66	67	68	69	70
71	72	73	74	75	76	77	78	79	80
81	82	83	84	85	86	87	88	89	90
91	92	93	94	95	96	97	98	99	100

# My Page

# Line Master 6-1

Name: \_\_\_\_\_



Hey, \_\_\_\_\_,  
what would you rather...?

# My Page

# Line Master 6-2

Name: \_\_\_\_\_

