

The Best Birthday

Line Master 1 (Assessment Master)

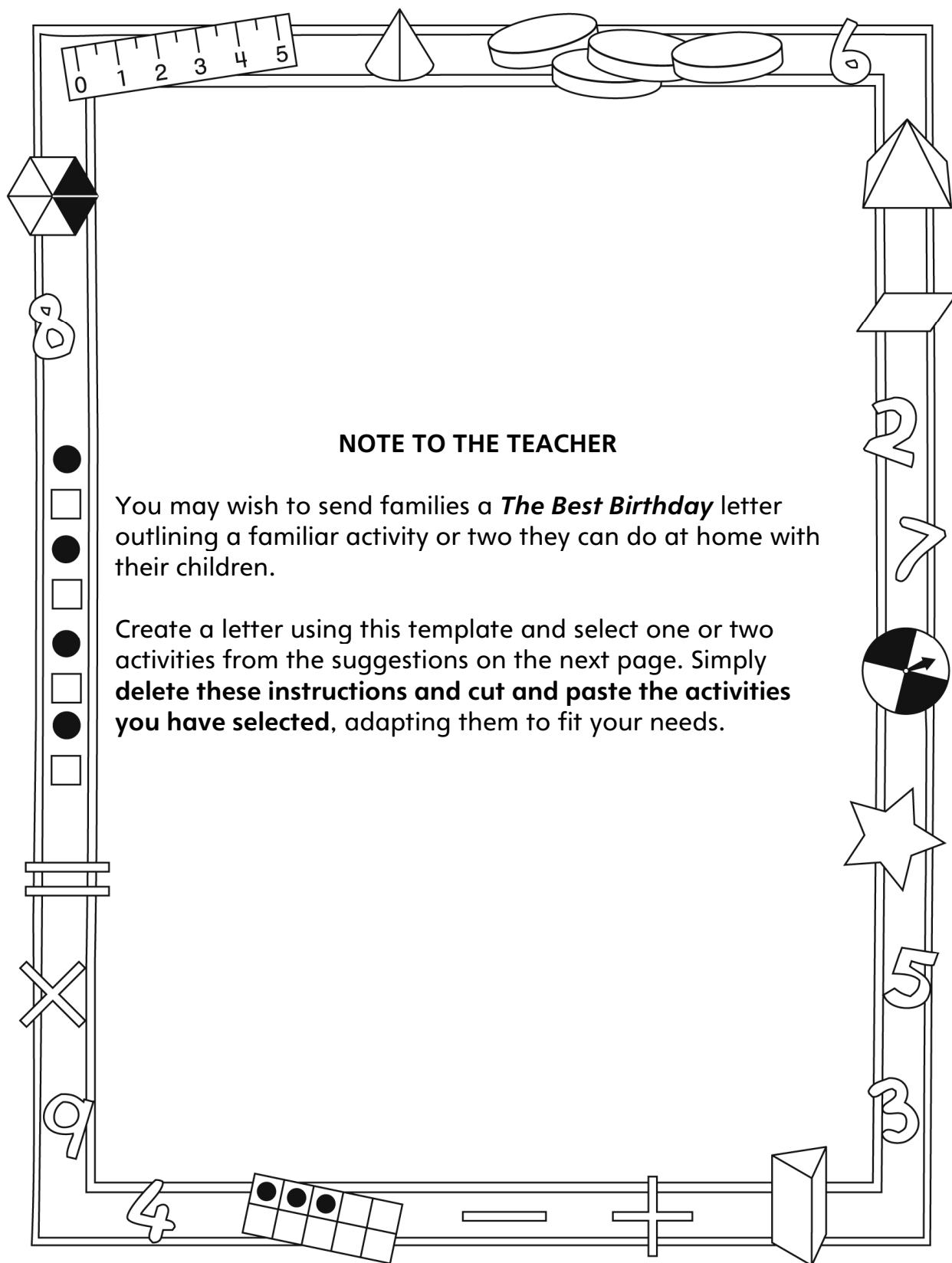
Name: _____

Make Fair Shares	Not observed	Sometimes	Consistently
Splits a whole into equal parts			
Compares parts to whole to determine more/less/equal			
Identifies the relationship between the number of parts to the whole			
Equal Grouping and Sharing			
Shares groups equally			
Creates and solves grouping and sharing problems			

Strengths:

Next Steps:

Connecting Home and School Line Master 2-1



NOTE TO THE TEACHER

You may wish to send families a *The Best Birthday* letter outlining a familiar activity or two they can do at home with their children.

Create a letter using this template and select one or two activities from the suggestions on the next page. Simply **delete these instructions and cut and paste the activities you have selected**, adapting them to fit your needs.

Connecting Home and School Line Master 2–2

Dear Family:

We have been working on *The Best Birthday*, which engages children in conversations, investigations, and activities that help to develop their understanding of the big math idea that “Quantities and numbers can be grouped by units or split into units.” Particular focus is placed on making fair shares. Try this activity at home with your child.



Reading the Story: As you read the story, encourage your child to explain why the plan to share the pancake fairly does not work. Encourage your child to suggest a way that sharing would be more successful. Engage your child in thinking about times when you share things as a family. Talk about when the shares are fair and when the shares, while not equal in size or number, are still fair. For example; you share a meal but someone may eat more because they are hungrier, need more food, or like the food more.



Make a Fair Share: Ask your child to divide a piece of food (bread, cookie, granola bar, cracker, pancake, or other food) to make 2 fair shares. Before your child cuts the food, ask if he/she needs anything to help make the shares fair. Talk about the process and then use a food item that is a different shape. Talk about which items are easier to divide in half.




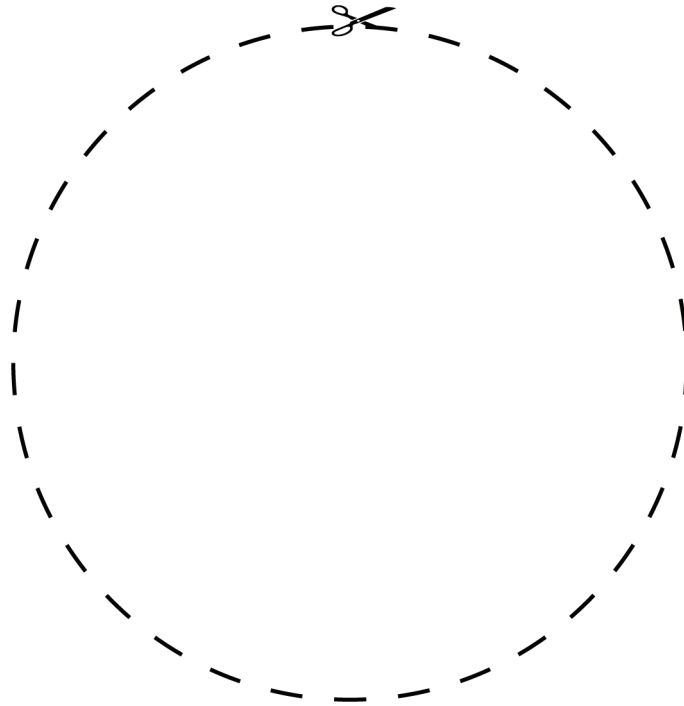
Scoop It! Share It! You need some small objects (buttons, coins, dried beans, nuts and bolts all work well). Each of you scoops a handful and drops the items to create one pile. Ask your child to share the pile so you each have an equal number—a fair share. An uneven number will have an item leftover. Agree that the shares are fair before asking your child to then share the pile as though there were another person. Are there leftovers? Do you both agree that the shares are fair?



Sincerely,

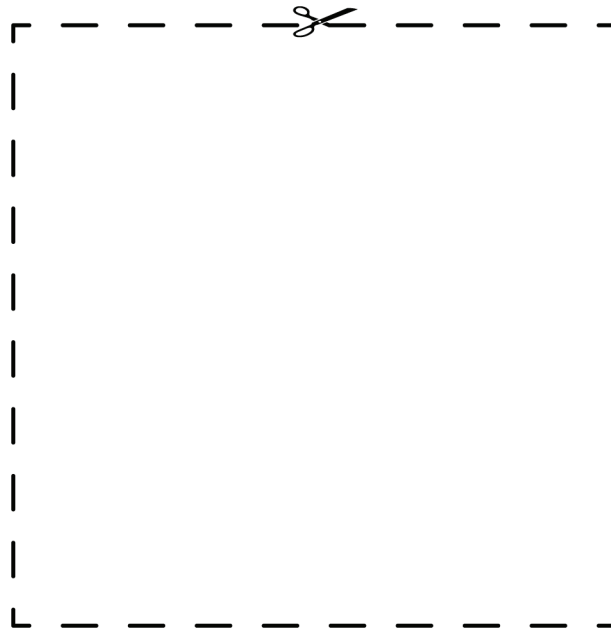
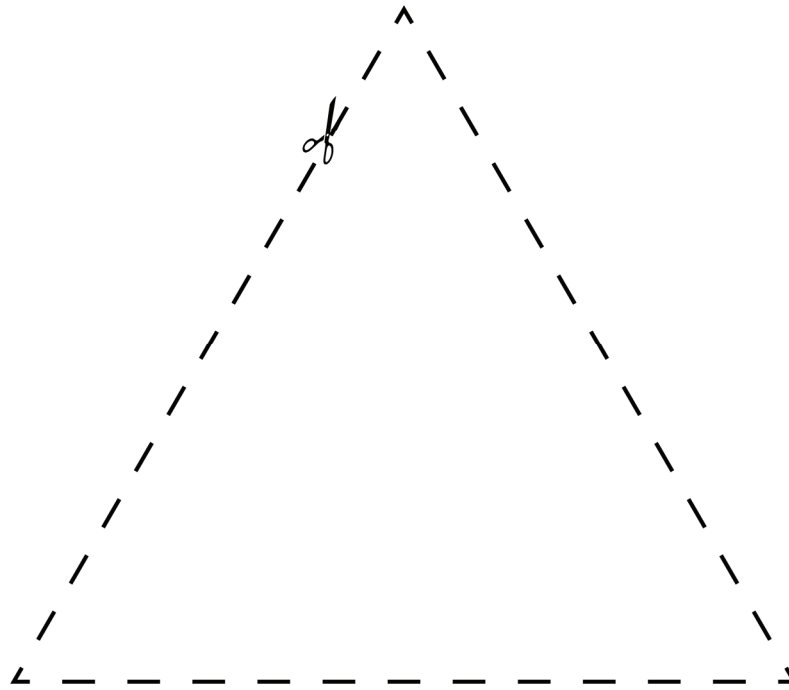
Shape Cutouts

Line Master 3-1



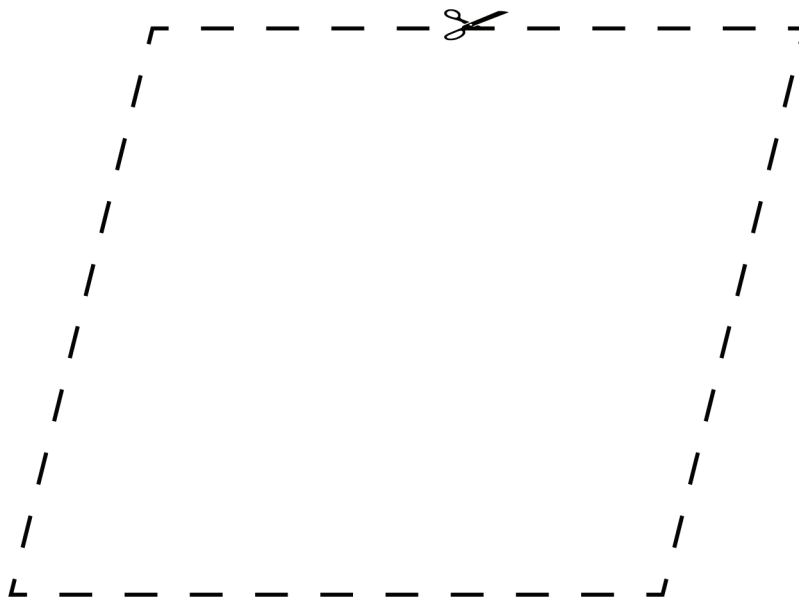
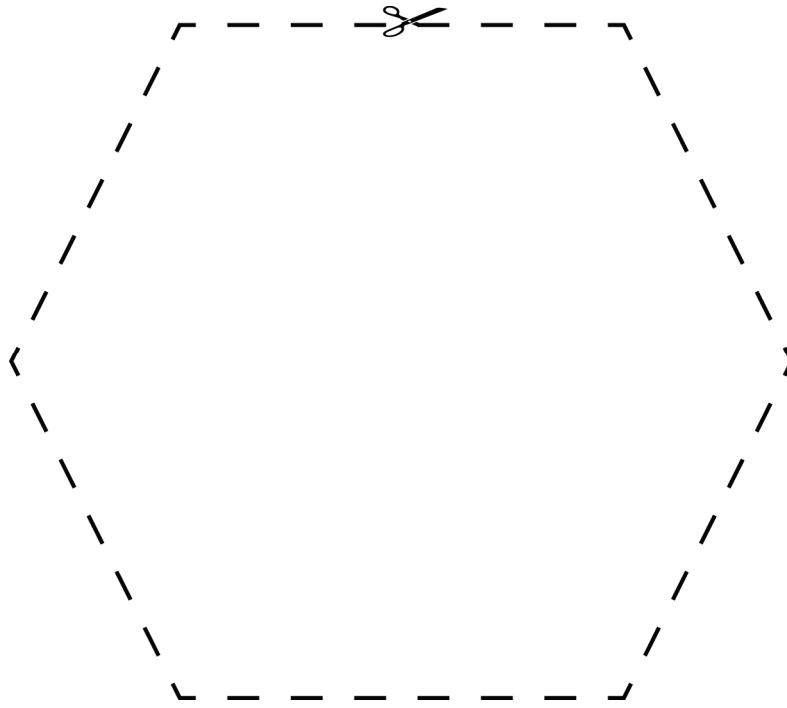
Shape Cutouts

Line Master 3-2



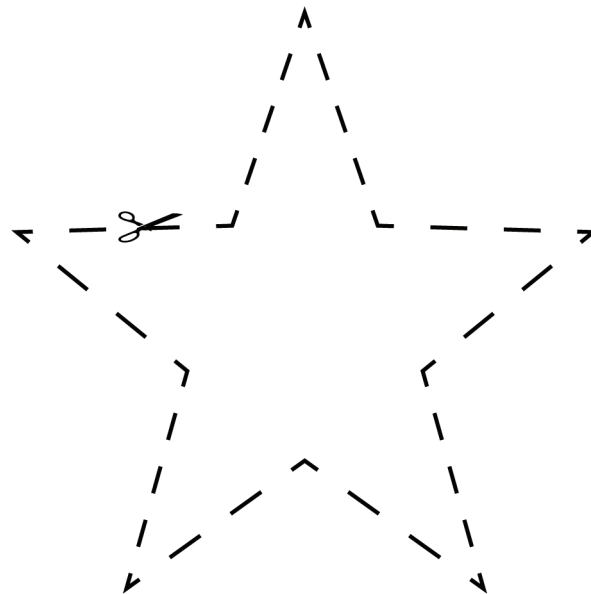
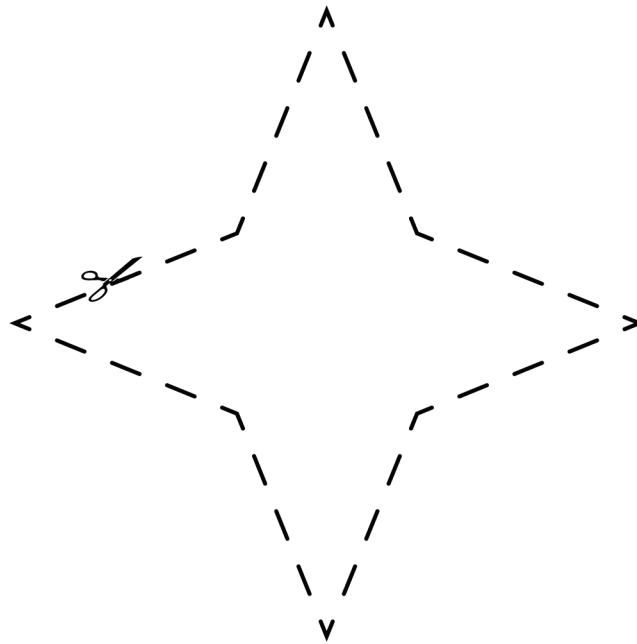
Shape Cutouts

Line Master 3-3




Shape Cutouts

Line Master 3-4




Pancake Shapes

Line Master 4-1




Pancake Shapes

Line Master 4-2



Pancake Shapes

Line Master 4-3



Pancake Halves

Line Master 5

Name: _____

How can you share each pancake with one friend?
Cut and paste the pancake shapes to show how you share.

This is how I share the circle pancake.

This is how I share the square pancake.

This is how I share the rectangular pancake.

Pancake Fair Shares

Line Master 6

Name: _____

I am sharing 1 pancake fairly among _____
people.

Here are the fair shares.

Numeral Cards

Line Master 7

1	2	3
4	5	6
7	8	9

Sharing Muffins

Line Master 8

Name: _____

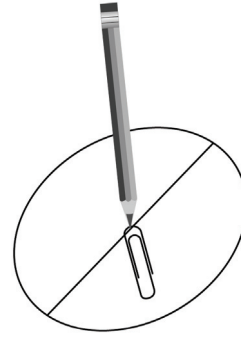
How many muffins?	How many each?	How many for PJ?

Fair Share Spinner

Line Master 9

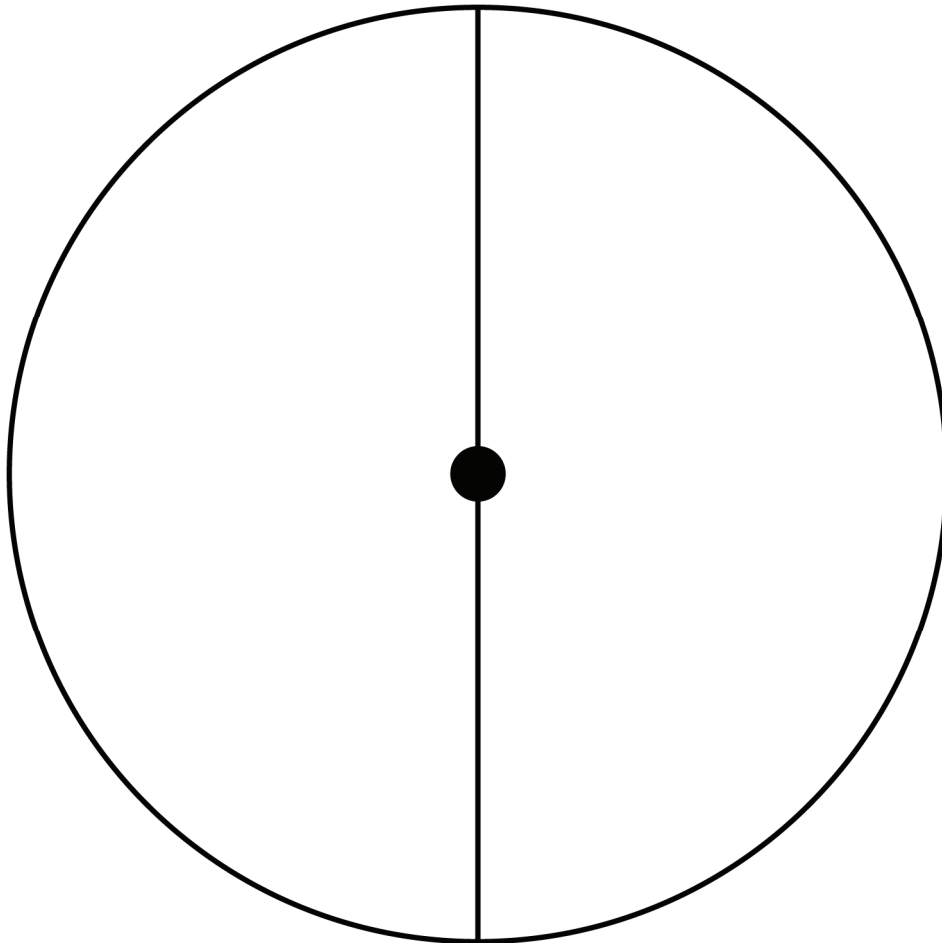
What You Need:

- 2 colours of crayons
- a paper clip and pencil to make the spinner work
- game board grid



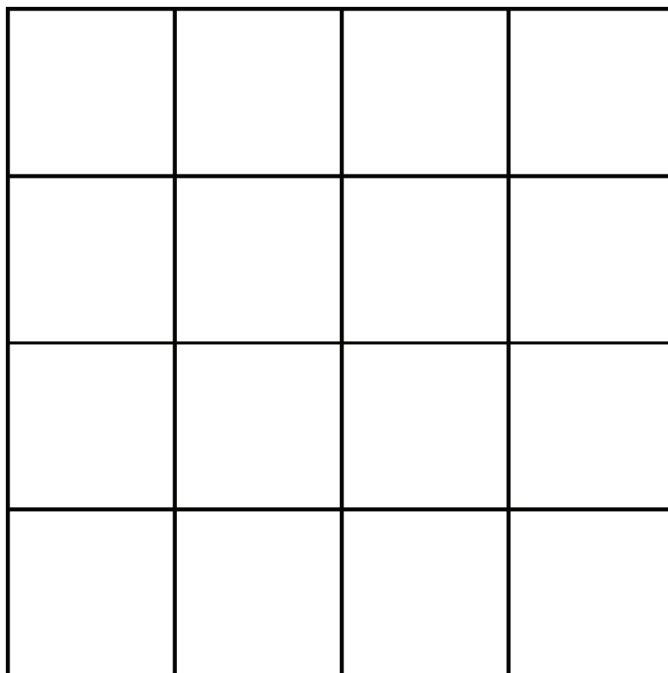
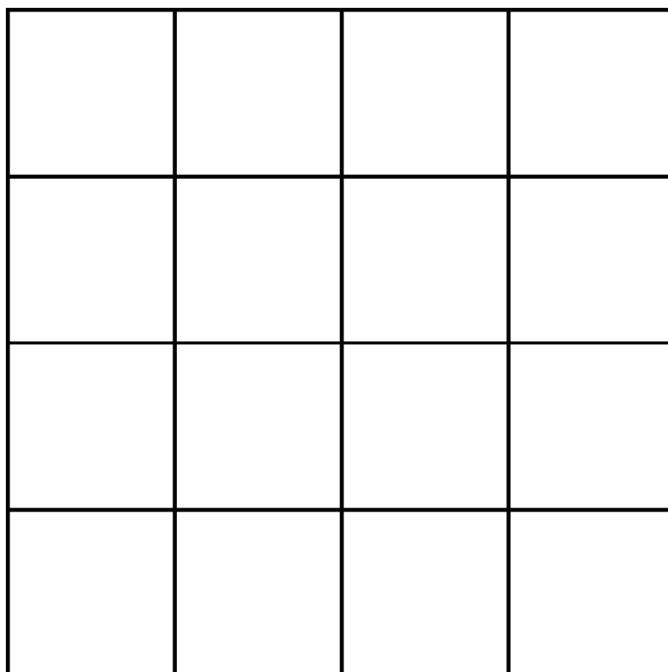
How to Play:

1. Colour each half of the spinner a different colour.
2. Choose a colour. Take turns to spin the spinner.
3. Colour a square to match the colour you spin.
4. When all squares are coloured, the round is over.
5. If 1 player's colour is on more squares, then that player scores a point.
6. Score no points if the grid is coloured fairly.



Fair Share Game Board

Line Master 10



How to Make a Fair Share

Line Master 11

Title: How to Share a _____

Materials You Need:

Steps to Take:

1. _____

Fair Share Problems

Line Master 12



Here is a half of a pancake!



What do you think the whole pancake looks like?
Draw to show what you think.



Here is a pancake!



How would you share it fairly among 4 people?
Show where you would cut it.

Here are mini muffins!



How would you share them fairly between 2 people?

Here are mini muffins!



How would you share them fairly among 4 people?