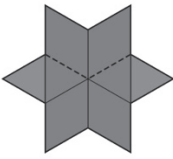






Master 76: Intervention Activity 5 Assessment

Covering Outlines

Covering Outlines in Different Ways Behaviours/Strategies		
<p>1. Student covers a picture outline with shapes, but places blocks randomly or with gaps/overlaps.</p> 	<p>2. Student covers a picture outline with shapes, but always tries to place matching blocks in the same relative position.</p>  <p style="text-align: center;">“I don’t see shapes that will fit.”</p>	<p>3. Student covers a picture outline with shapes, but uses all green triangles.</p> 
Observations/Documentation		
<p>4. Student successfully completes a picture outline with shapes in one way, but removes all blocks to show another way.</p> 	<p>5. Student successfully completes a picture outline with shapes in one way and trades blocks to show another way, but struggles to describe/name the shapes used.</p>	<p>6. Student successfully completes a picture outline with shapes in more than one way and uses math language to describe/name shapes used.</p> 
Observations/Documentation		