


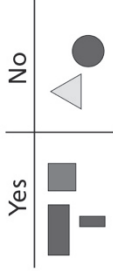
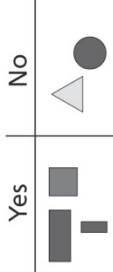


# Master 66: Intervention Activity 1 Assessment

## Sorting Shapes

Sorting Shapes Using One Attribute Behaviours/Strategies	
<p>1. Student chooses a familiar 2-D shape, but is unable to name it.</p>  <p>“It looks like a ball.”</p>	<p>2. Student names familiar 2-D shapes, but struggles to analyze their non-geometric and geometric attributes.</p>  <p>“It’s a rectangle and all I know is that it is red.”</p>
<p>3. Student names familiar 2-D shapes and analyzes their attributes, but struggles to compare shapes to find similarities and differences.</p>  <p>“I’m not sure how they are alike.”</p>	
Observations/Documentation	
<p>4. Student sorts a set of 2-D shapes in different ways using a single attribute, but always uses a non-geometric attribute.</p> <p>“I like to sort by colour or size.”</p>	<p>5. Student successfully sorts a set of 2-D shapes in different ways using a single attribute, but struggles to describe the sort.</p>  <p>“These are the Yes shapes and these are the No shapes.”</p>
Observations/Documentation	
<p>6. Student successfully sorts a set of 2-D shapes in different ways using a single attribute and describes the sort using math language.</p>  <p>“The Yes shapes have 4 vertices and the No shapes do not.”</p>	