

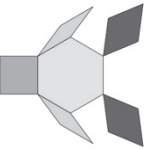
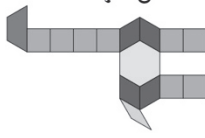
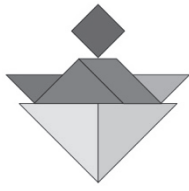




Master 38: Activity 14 Assessment

Creating Pictures and Designs

Making Pictures and Designs with 2-D Shapes Behaviours/Strategies		
<p>1. Student constructs a composite picture/design with 2-D shapes, but shapes do not touch.</p> 	<p>2. Student constructs a composite picture with 2-D shapes, but uses only one shape.</p> 	<p>3. Student constructs a composite picture with 2-D shapes, but each shape represents a part of an object (shapes are not combined).</p> 
Observations/Documentation		
<p>4. Student constructs a composite picture with 2-D shapes and combines shapes to represent parts of the picture, but cannot identify the shapes used.</p>  <p>“I used lots of orange and blue blocks.”</p>	<p>5. Student constructs a composite picture/design with 2-D shapes, but struggles to explain how it was created.</p> 	<p>6. Student successfully constructs a composite picture/design with 2-D shapes, explains how it was created, and identifies shapes used.</p>
Observations/Documentation		