





# Master 10: Activity 4 Assessment

## Making Graphs 1

<b>Making Concrete Graphs and Pictographs Behaviours/Strategies</b>			
<p>1. Student labels columns, but is unable to sort objects to create display.</p>		<p>2. Student creates display, but objects/pictures are not equally spaced and aligned or pictures have different sizes.</p> 	<p>3. Student creates display, but objects/pictures are not equally spaced and aligned or pictures have different sizes.</p> 
<p>4. Student successfully creates displays using objects or simple pictographs.</p> 			
<b>Observations/Documentation</b>			
<b>Reading and Interpreting Graphs Behaviours/Strategies</b>			
<p>1. Student reads displays, but counts objects/pictures twice or mixes up the number word sequence.</p>	<p>2. Student reads displays, but struggles to interpret data to answer "how many" questions.</p>	<p>3. Student reads displays, but struggles to interpret data to answer comparison questions (e.g., how many more/less).</p>	<p>4. Student successfully interprets displays by noting how many more/less than other categories.</p>
<b>Observations/Documentation</b>			