
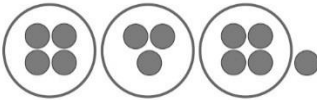
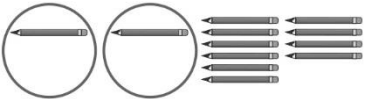



# Master 104: Activity 38 Assessment

## Making Equal Shares

Solving Equal-Sharing Problems Behaviours/Strategies			
<p>1. Student solves equal-sharing problem, but miscounts and does not start with the correct number of items.</p>	<p>2. Student solves equal-sharing problem, but does not share the items equally.</p> 	<p>3. Student solves equal-sharing problem, but does not share all of the items.</p> 	<p>4. Student solves equal-sharing problem, but does not share the items among the correct number of children.</p>
Observations/Documentation			
<p>5. Student successfully solves equal-sharing problem by sharing items one at a time, but is only comfortable sharing between 2 children.</p> 	<p>6. Student successfully solves equal-sharing problem by sharing items one at a time among any number of children.</p> 	<p>7. Student successfully solves equal-sharing problem by sharing more than one item at a time but, in his or her own problem, uses a number that cannot be shared equally.</p>	<p>8. Student successfully solves equal-sharing problem and, in her or his own problem, uses a number that can be shared equally.</p> <p>“Betty has 12 coins. She wants to share them equally among 4 children.”</p>
Observations/Documentation			