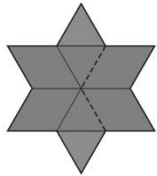


Master 61: Intervention Activity 3 Assessment

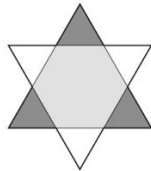
Covering Outlines

Covering Outlines in Different Ways Behaviours/Strategies

1. Student covers a picture outline with shapes, but places blocks randomly or with gaps/overlaps.




2. Student covers a picture outline with shapes, but always tries to place matching blocks in the same relative position.




"I don't see shapes that will fit."

3. Student covers a picture outline with shapes, but uses all green triangles.



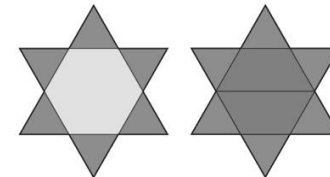
Observations/Documentation

4. Student successfully completes a picture outline with shapes in one way, but removes all blocks to show another way.



5. Student successfully completes a picture outline with shapes in one way and trades blocks to show another way, but struggles to describe/name the shapes used.

6. Student successfully completes a picture outline with shapes in more than one way and uses math language to describe/name shapes used.



Observations/Documentation