


# Master 26: Activity 9 Assessment


## Covering Outlines

### Covering Outlines with 2-D Shapes Behaviours/Strategies

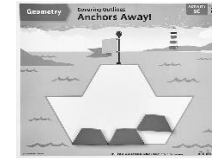
1. Student covers a picture outline with shapes, but places blocks randomly with no thought to outline.



2. Student covers a picture outline with shapes, but leaves gaps or overlaps.




3. Student covers a picture outline with shapes, but always tries to place matching blocks in the same relative position.



"I don't see a shape that will fit."


### Observations/Documentation

4. Student covers a picture outline with shapes and uses guess and test to fill a space.



"Let me try all the blocks to see which one fits."

5. Student successfully completes a picture outline with shapes, but thinks there is only one way to cover it.



6. Student successfully completes a picture outline with shapes in one way and sees more than one way to cover it.

### Observations/Documentation