

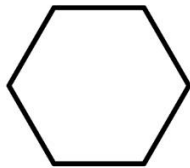
**Master 27a**

# Task Cards

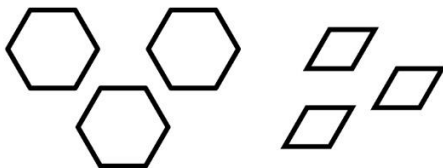
**Note:** Task cards are grouped by type. For example, all cards labelled A focus on using shapes to create other shapes.

**A.**

Use Pattern Blocks to create a hexagon.

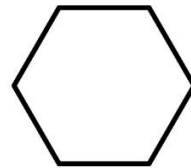


Use 3 yellow blocks and 3 blue blocks.

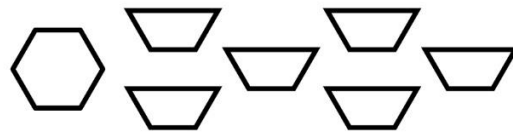


**A.**

Use Pattern Blocks to create a hexagon.

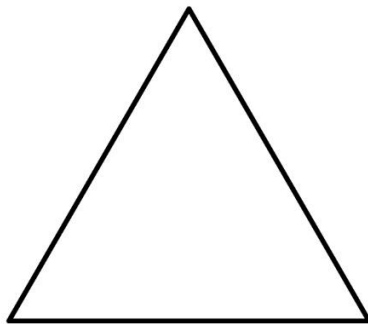


Use 1 yellow block and 6 red blocks.



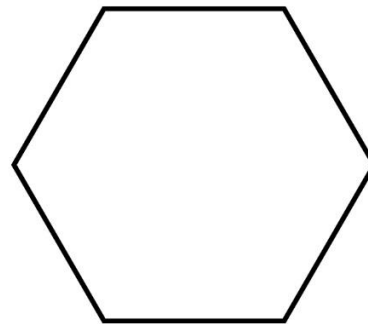
**A.**

Use Pattern Blocks. Create a triangle in two different ways.



**A.**

Use Pattern Blocks. Create a hexagon in three different ways.




Master 27b

Task Cards


**A.**

Use 3 Tangram pieces.  
Create a rectangle.




**A.**

Use Tangram pieces.  
Create a square in two  
different ways.




**B.**

I have 4 vertices and  
4 equal sides. Create  
me on a geoboard.



**B.**

I have 3 vertices and  
3 sides. Create two of  
me on a geoboard.

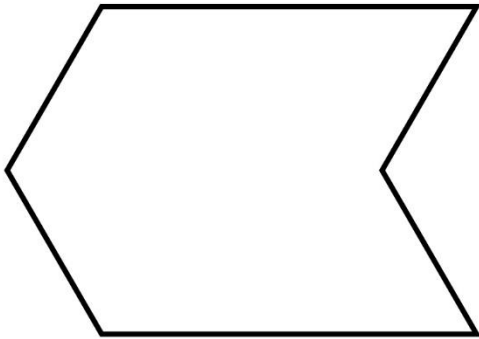


Master 27c

Task Cards

C.

Use Pattern Blocks.  
Fill the outline in two ways.



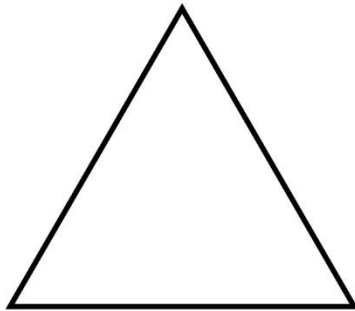
C.

Use Pattern Blocks.  
Fill the outline in two ways.



D.

Draw as many lines of symmetry as you can.



D.

Draw as many lines of symmetry as you can.

