

Master 11: Activity 4 Assessment

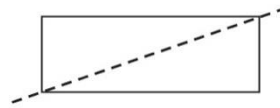
Symmetry in 2-D Shapes

Identifying Lines of Symmetry Behaviours/Strategies

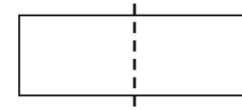
1. Student turns over a card, but is unable to identify a line of symmetry on the 2-D shape.

"I don't know how to find it."

2. Student identifies and draws what he or she thinks is a line of symmetry, but does not fold the shape to check.

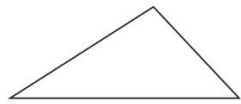


3. Student identifies a line of symmetry, but does not realize that the shape has more than one line of symmetry.



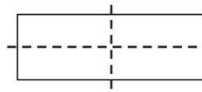
Observations/Documentation

4. Student identifies lines of symmetry on most 2-D shapes, but does not realize that a shape can have no lines of symmetry.



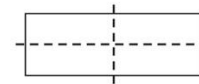
"I am having trouble."

5. Student identifies all lines of symmetry on 2-D shapes, but struggles to sort the shapes on the sorting mat.



"Where do I put it?"

6. Student successfully identifies all lines of symmetry on 2-D shapes and sorts them on the sorting mat.



"The rectangle has more than one line of symmetry."

Observations/Documentation