

Master 3: Activity 1 Assessment

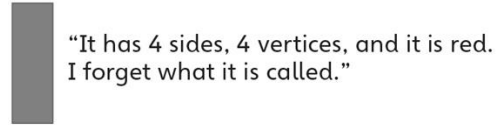
Sorting 2-D Shapes

Sorting Shapes Using Two Attributes Behaviours/Strategies

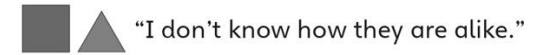
1. Student chooses a block, but struggles to analyze the attributes of the block.



2. Student analyzes the attributes of the blocks, but is unable to name the shape.

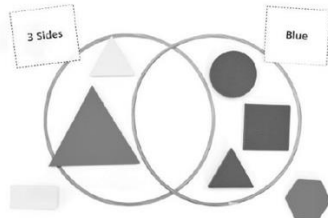


3. Student analyzes the attributes of the blocks, but is unable to describe how two shapes are similar/different.

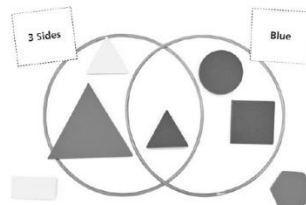


Observations/Documentation

4. Student sorts the blocks using a single attribute at a time, but is unable to sort using two attributes simultaneously (ignores overlap).




5. Student sorts a set of blocks based on two attributes, but has difficulty describing the sort.



"I don't know how to describe it. It looks like this."

6. Student analyzes geometric attributes of shapes, sorts them using two attributes, and uses mathematical language to describe the sort.



"The blue triangle is in the overlap because it has both attributes."

Observations/Documentation