


Master 7: Activity 1 Assessment

Sorting Data by 2 Attributes

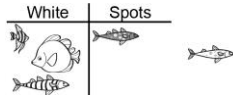
Sorting Data According to 2 Attributes Behaviours/Strategies

1. Student identifies two attributes, but struggles to sort the collection.



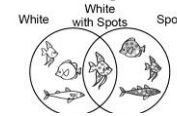
"I know fish have different colours and patterns. I'm not sure how I can sort them using two attributes."

2. Student identifies two attributes, but struggles to sort the collection using both attributes.



"These fish are white and this one has spots."

3. Student sorts a collection by two attributes on a Venn diagram.



"Here's how I sorted using two attributes. The fish with both characteristics is in the overlap."

Observations/Documentation

4. Student sorts data by two attributes using a two-way table.

Fish		Size		
		Small	Medium	Large
Colour	White			
	Light Grey			
	Dark Grey			

"I sorted using two attributes. My two-way table shows the data."

5. Student sorts data by two attributes using a Carroll diagram.

Fish		Pattern	
		Spots	Not Spots
Colour	White		
	Not White		

"This diagram shows the data I sorted using two attributes."

6. Student flexibly chooses an appropriate tool to sort data by two attributes and justifies choice.

Observations/Documentation