

# What Was Here?

## Line Master 1 (Assessment Master)

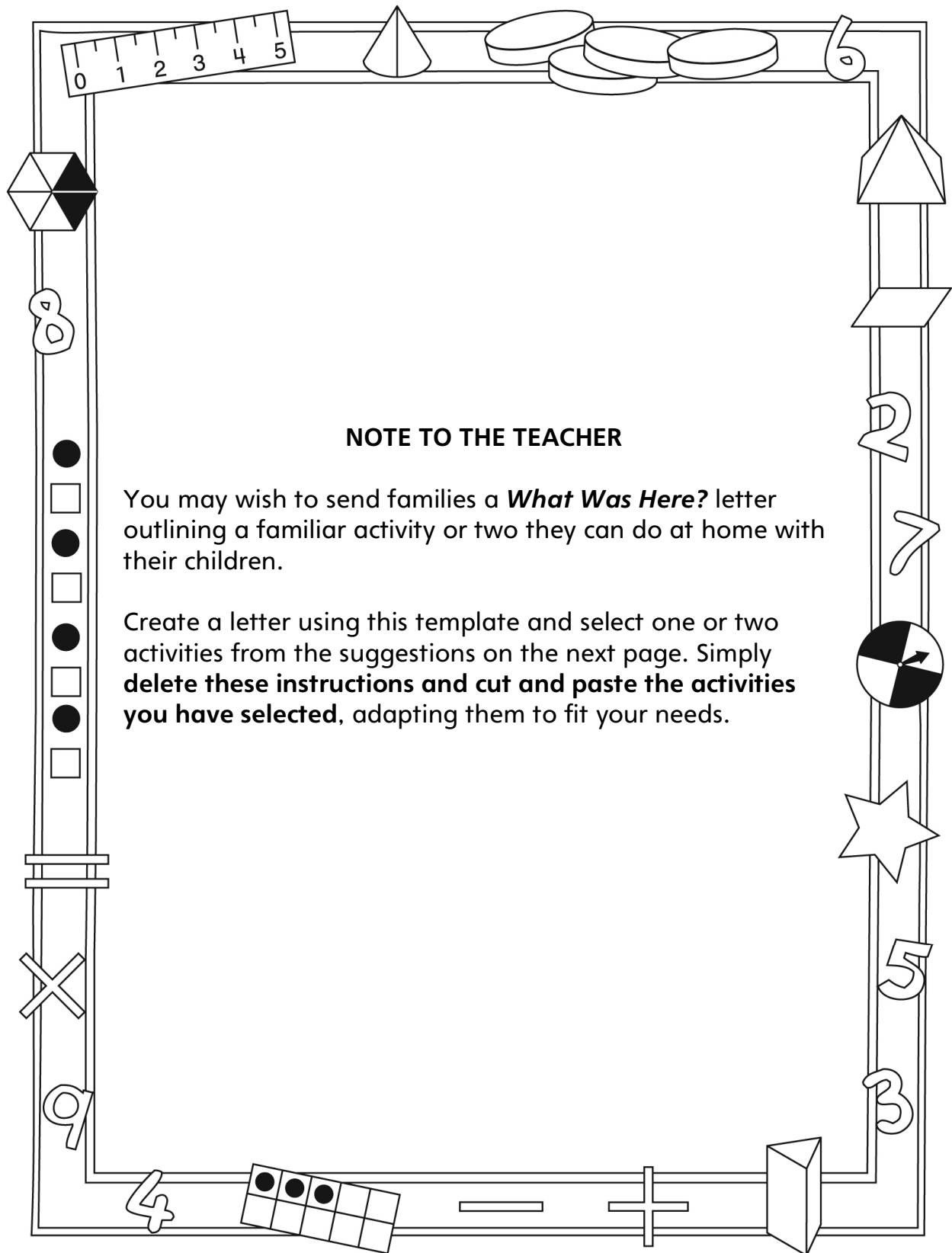
Name: \_\_\_\_\_

<b>Find and Describe Shapes and Solids</b>	<b>Not observed</b>	<b>Sometimes</b>	<b>Consistently</b>
Recognizes 2-D shapes embedded in other images or objects			
Identifies 2-D shapes on 3-D objects in the environment			
<b>Explore and Classify Shapes and Solids</b>			
Analyzes geometric attributes of 2-D shapes and 3-D solids			
Classifies and names 2-D shapes and 3-D solids based on shared attributes			

**Strengths:**

**Next Steps:**

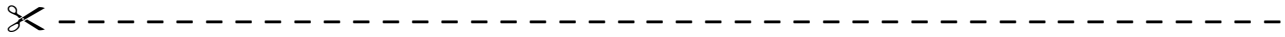
# Connecting Home and School Line Master 2-1



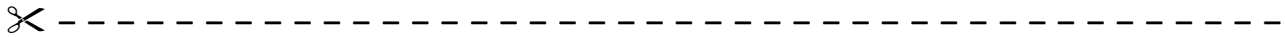
# Connecting Home and School Line Master 2–2

Dear Family:

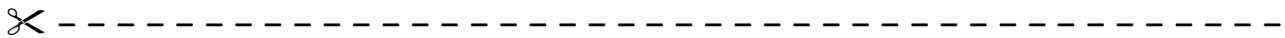
We have been working on *What Was Here?*, which engages children in conversations, investigations, and activities that help to develop their understanding of the big math idea that “Shapes and solids can be explored and compared based on attributes.” Particular focus is placed on finding, describing, exploring, and classifying shapes and solids. Try this activity at home with your child.



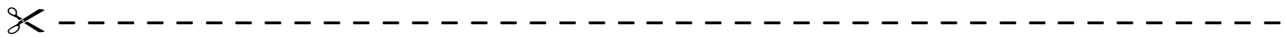
**Reading the Story:** As you read the story, make some predictions about what object may have been on each shape. After you read, you might gather a few different objects and wet or paint one face (side) of each one and imprint it on a piece of paper. (Alternatively, you could press a face of each object into a slab of modelling clay.) Take the objects off the sheet and ask your child to match each 2-D shape on the sheet with the correct 3-D object.



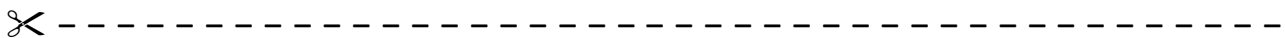
**Kitchen Nim:** Use the shapes from the mat on the inside back cover of the book. Choose a category such as kitchen items and find 3-D objects that would leave imprints of each shape from the mat (e.g., circle: a cylindrical glass; larger rectangle: a cereal box; smaller rectangle: a small box of tea bags; square: the square end of a box).



**What Am I?:** Play the “What Am I?” game. Each person takes a turn giving clues for the shape of an object he/she has chosen. For example, for the top of a coffee table, the clue might be “I have 4 sides and 4 corners. I am in the living room. What am I?” Invite your child to take the lead.



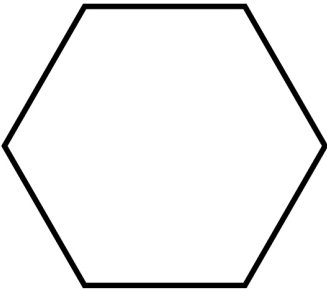


**String Shapes:** All but one person closes their eyes. The person with open eyes uses string to outline the shape of an object in the house. Then he/she places the string in the same shape on the floor (e.g., the string might be placed around a round cushion, and then the circle shape is duplicated on the floor). The other people open their eyes and guess which object the shape came from.



Sincerely,




---

# What Was Here? Math Mat Line Master 3



# Squares, Rectangles, and Circles

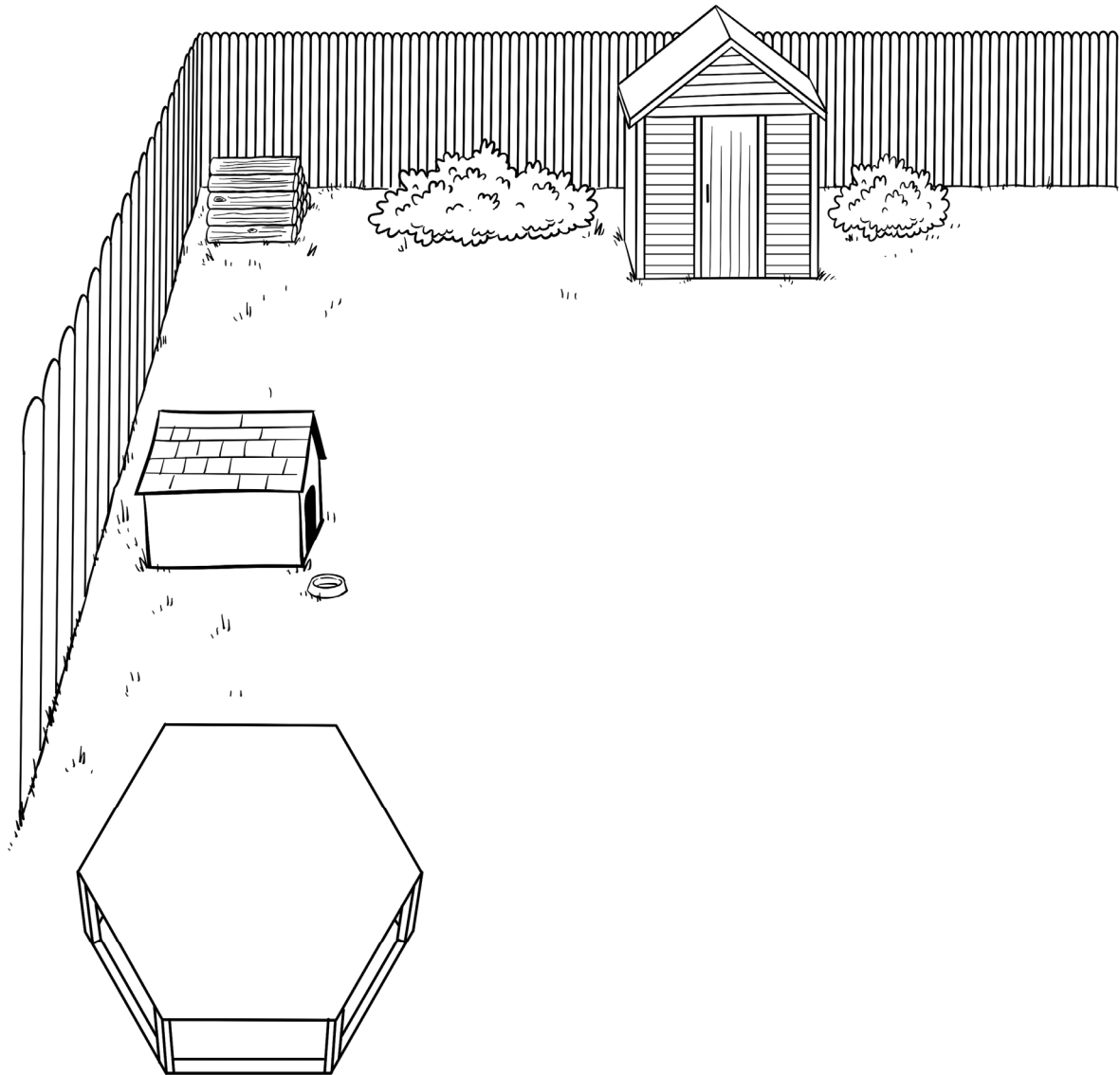
## Line Master 4

# Feely Bag Chart

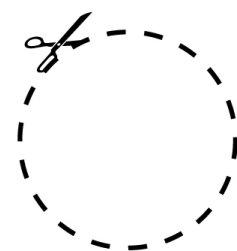

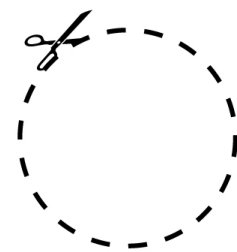

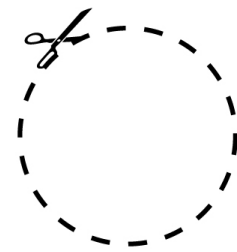

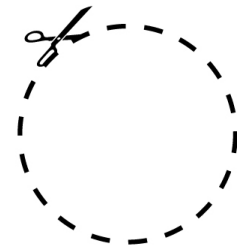


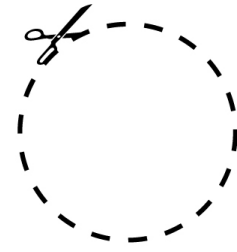


## Line Master 5

3-D Solids		
Matching 2-D Shapes		



# Match-Up Shapes

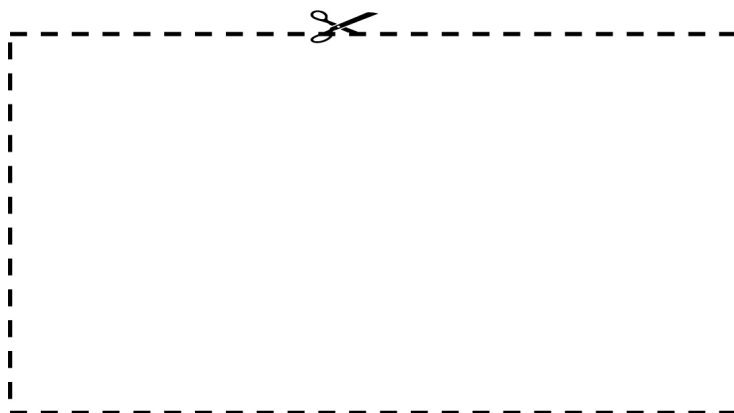

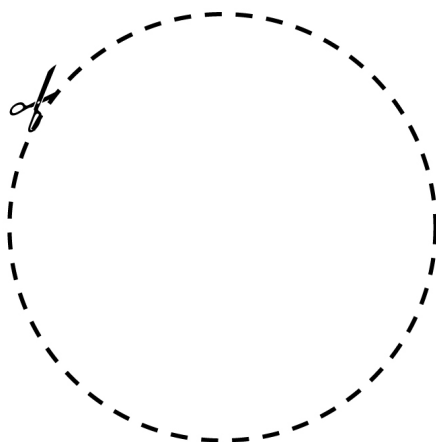
## Line Master 7








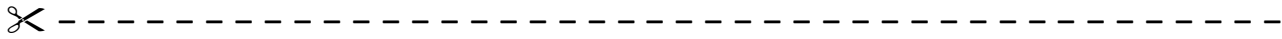
# Pattern Shapes

# Line Master 8

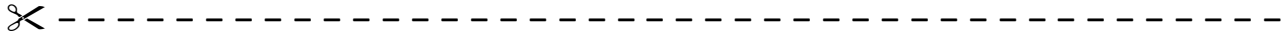


 <b>SHAPE HUNT BOOKLET</b>	 There are square shapes. 
There are circular shapes.	There are rectangular shapes.

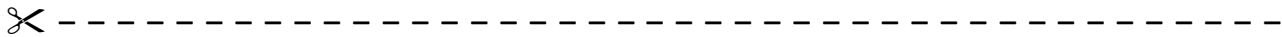
# Shapes and Solids Problems Line Master 10



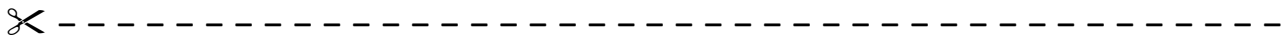
Mrs. Khan is playing Guess the Object with the class. She says the object behind her back has 6 faces that are the same shape and size. What object does she have?



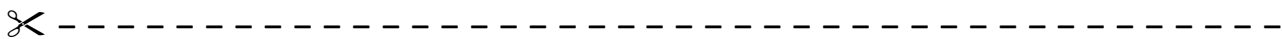
Layla and Theo are making drawings using shapes. Layla says she wants a shape that has no corners. What shape does she want?



Mrs. Khan is playing Guess the Object with the class. She says the object behind her back has 6 faces. 4 of the faces are the same shape and size. The other 2 faces are a smaller shape and size. What object does she have?



Mrs. Khan is playing Guess the Object with the class. She says the object behind her back has 2 circular faces on its ends. What object does she have?



Layla and Theo are making drawings using shapes. Layla says she wants 2 different shapes that have 4 sides and 4 corners. She doesn't care whether the sides are the same length. What shapes does she want?

