

Cats and Kittens! Line Master 1 (Assessment Master)

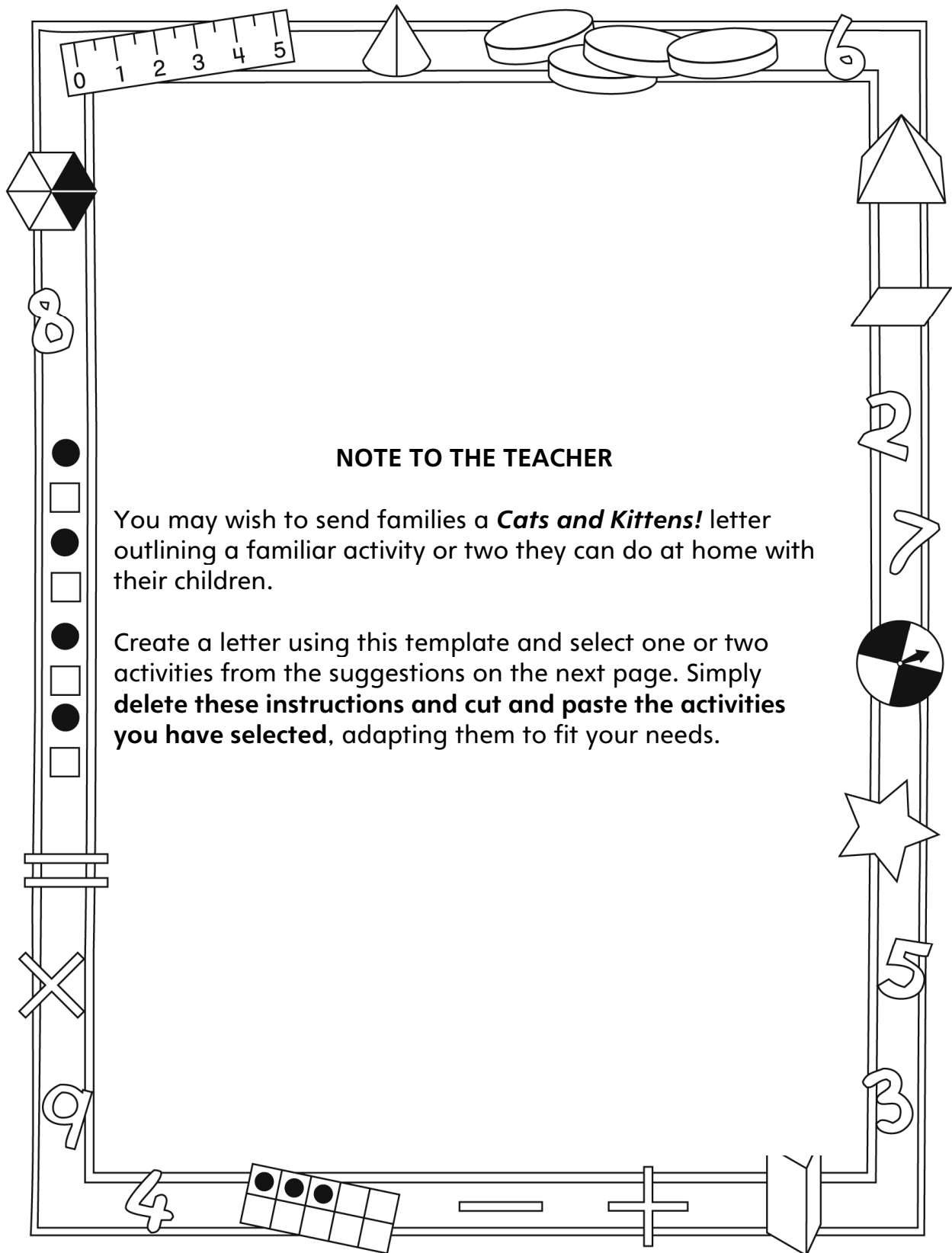
Name: _____

Add and Subtract to 20	Not observed	Sometimes	Consistently
Models add-to and take-from to 20			
Uses +, -, = to symbolize parts-whole and addition and subtraction			
Adds and subtracts to 20			
Compare quantities to 20			
Compares quantities to 20 by matching or counting			
Determines how many more/less			
Knows what number is one or two more and one or two less than another number			

Strengths:

Next Steps:

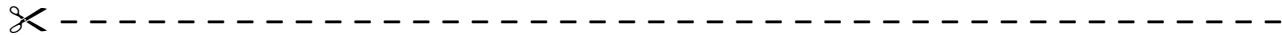
Connecting Home and School Line Master 2-1



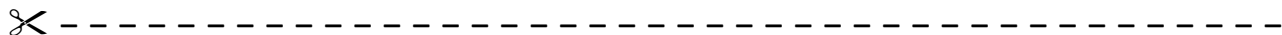
Connecting Home and School Line Master 2–2

Dear Family:

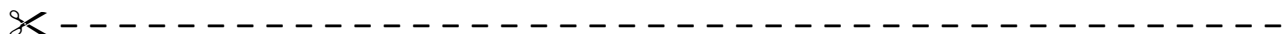
We have been working on ***Cats and Kittens!*** which focuses on Adding and Subtracting to 20 and Comparing Quantities to 20. Try this activity at home with your child.




Reading the Story: As you read the story, count and talk about the cats and kittens. As kittens are adopted, predict how many are left before you turn the page. Work together to identify the missing, adopted kitten(s). After reading, use 20 small objects and the Math Mat on the inside back cover to re-tell the story (or tell others) by placing an object in each space and then “adopting” (removing) cats and figuring out how many remain.



Cat Nim: Use 20 small objects and the Math Mat on the inside back cover to play this game. Place an object in every space on the mat. Take turns “adopting cats” by removing 1, 2, or 3 objects. Whoever removes the last counter and so empties the Math Mat, scores 1 point. Then, play to fill the mat by adding 1, 2, or 3 counters. Whoever places the last counter, scores a point. Take turns going first. Have fun!



How Many 1s? Use small objects to represent cats, and fold a piece of paper to make a hiding spot. Start with about 15 “cats.” Ask your child to turn away while you place (5) “cats” in the hiding spot. Your child then looks at the (10) visible “cats” and predicts how many are hiding. Lift the paper and count to check. Encourage the use of numbers to describe the story. For example, say: “10 and 5—that’s 15 cats.” or “5 cats are hiding and 10 cats are not. That’s 15 cats altogether.” Repeat with other combinations of that number (15) or start with another number. Invite your child to take the lead.



Sincerely,

Cats and Kittens! Math Mat Line Master 3

Name: _____

Double Ten-Frame Recording Sheet

Line Master 4

Name: _____

<table border="1"><tbody><tr><td></td><td></td><td></td><td></td><td></td></tr><tr><td></td><td></td><td></td><td></td><td></td></tr></tbody></table> <table border="1"><tbody><tr><td></td><td></td><td></td><td></td><td></td></tr><tr><td></td><td></td><td></td><td></td><td></td></tr></tbody></table>																					<table border="1"><tbody><tr><td></td><td></td><td></td><td></td><td></td></tr><tr><td></td><td></td><td></td><td></td><td></td></tr></tbody></table> <table border="1"><tbody><tr><td></td><td></td><td></td><td></td><td></td></tr><tr><td></td><td></td><td></td><td></td><td></td></tr></tbody></table>																				
<table border="1"><tbody><tr><td></td><td></td><td></td><td></td><td></td></tr><tr><td></td><td></td><td></td><td></td><td></td></tr></tbody></table> <table border="1"><tbody><tr><td></td><td></td><td></td><td></td><td></td></tr><tr><td></td><td></td><td></td><td></td><td></td></tr></tbody></table>																					<table border="1"><tbody><tr><td></td><td></td><td></td><td></td><td></td></tr><tr><td></td><td></td><td></td><td></td><td></td></tr></tbody></table> <table border="1"><tbody><tr><td></td><td></td><td></td><td></td><td></td></tr><tr><td></td><td></td><td></td><td></td><td></td></tr></tbody></table>																				

Rolling Number Sentences

Line Master 5

Name: _____

Round	My Numbers	My Number Sentences	My Score
1			
2			
3			
4			
5			

Numeral Cards (1–20)

Line Master 6–1

1	2	3
4	5	6
7	8	9
10		

Numeral Cards (1–20)

Line Master 6–2

11	12	13
14	15	16
17	18	19
20		

Hundred Chart

Line Master 7

1	2	3	4	5	6	7	8	9	10
11	12	13	14	15	16	17	18	19	20
21	22	23	24	25	26	27	28	29	30
31	32	33	34	35	36	37	38	39	40
41	42	43	44	45	46	47	48	49	50
51	52	53	54	55	56	57	58	59	60
61	62	63	64	65	66	67	68	69	70
71	72	73	74	75	76	77	78	79	80
81	82	83	84	85	86	87	88	89	90
91	92	93	94	95	96	97	98	99	100

You Need

20 counters

How to Play

- Decide who will go first. If you go first, add 1, 2, or 3 counters to the mat.
- On your turn, add 1, 2, or 3 more counters to the mat.
- The player who adds the last counter scores 1 point.
- On your turn, remove 1, 2, or 3 counters.
- The player who removes the last counter scores 1 point.
- Start again, but with the other person going first.

Target Numbers

Line Master 9

Name: _____

My target number is _____.

My number sentences are:

Sentence Frames

Line Master 10-1



_____ is less than _____.



_____ is more than _____.



1 more than _____ is _____.



1 less than _____ is _____.



Sentence Frames

Line Master 10-2

✂ -----

2 more than _____ is _____.

✂ -----

2 less than _____ is _____.

✂ -----

_____ is the same as _____.

✂ -----

My Solution IS!

Line Master 11-1

Name: _____

Cats and kittens are playing.
There are 4 cats and 8 kittens.
How many cats and kittens are there?
Show your thinking in pictures, numbers, and words.

Cats and kittens are playing.
There are more cats than kittens.
How many cats and kittens are there?
Show your thinking in pictures, numbers, and words.

My Solution IS!

Line Master 11-2

Name: _____

Cats and kittens are playing.
There are fewer cats than kittens.
How many cats and kittens are there?
Show your thinking in pictures, numbers, and words.

15 kittens are playing.
There 8 toys. Each kitten needs a toy.
How many more toys are needed?
Show your thinking in pictures, numbers, and words.