

Animal Measures

Line Master 1 (Assessment Master)

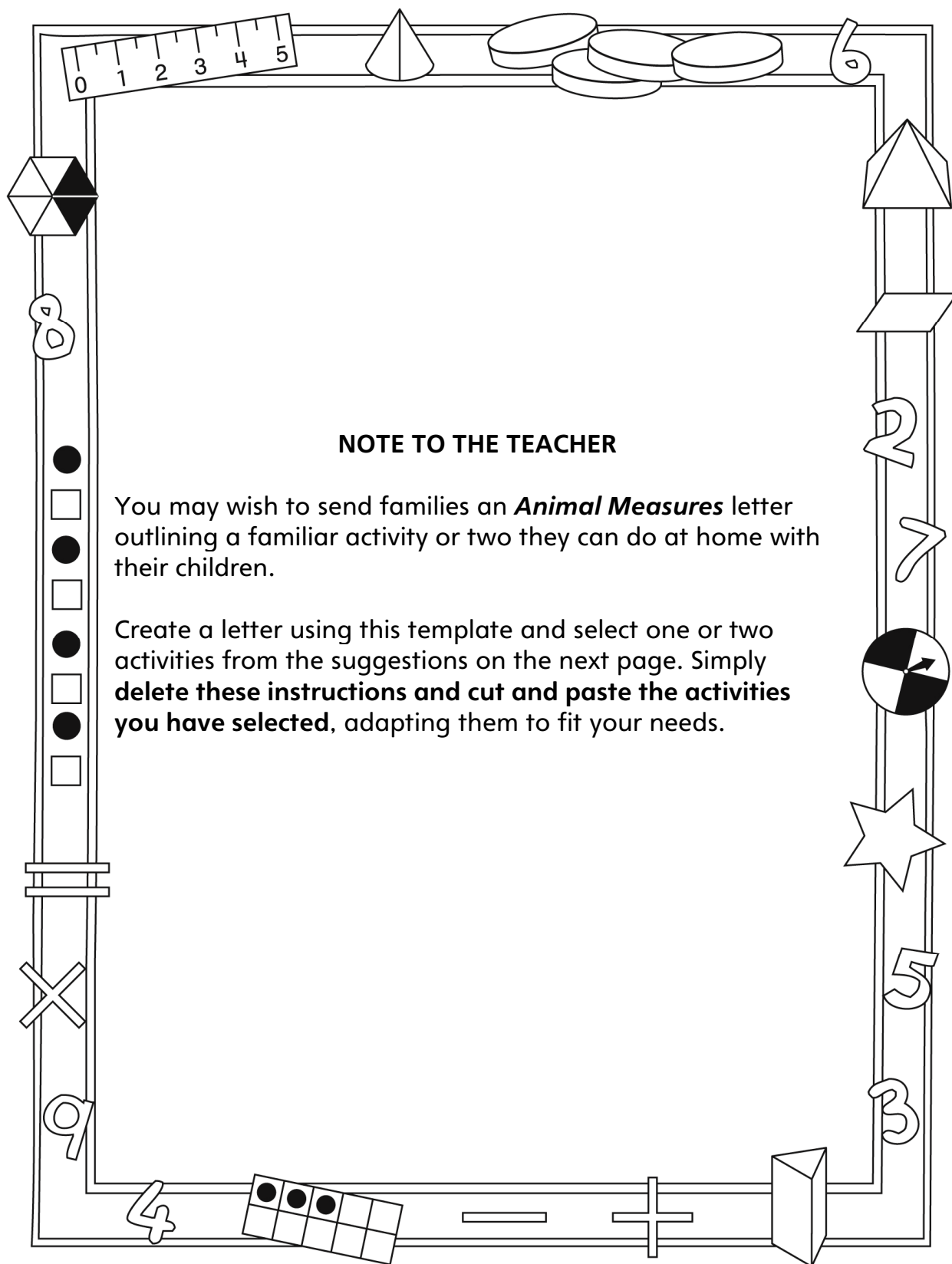
Name: _____

Estimate and Measure Length	Not observed	Sometimes	Consistently
Uses a baseline			
Describes measures (longer, shorter, taller, about as long as)			
Estimates and measures to confirm comparison			
Compare Measures According to Length			
Selects and uses appropriate measures			
Describes measures (longest, shortest, tallest, about as long as)			
Estimates and measures to confirm order			

Strengths:

Next Steps:

Connecting Home and School Line Master 2-1



NOTE TO THE TEACHER

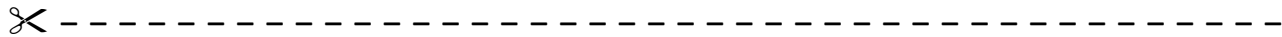
You may wish to send families an *Animal Measures* letter outlining a familiar activity or two they can do at home with their children.

Create a letter using this template and select one or two activities from the suggestions on the next page. Simply **delete these instructions and cut and paste the activities you have selected**, adapting them to fit your needs.

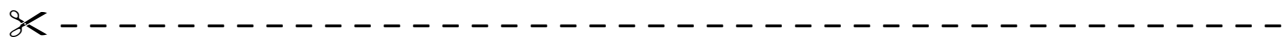
Connecting Home and School Line Master 2–2

Dear Family:

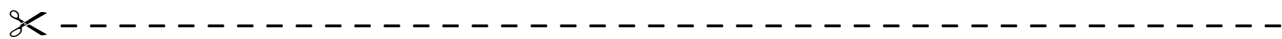
We have been working on ***Animal Measures***, which engages children in conversations, investigations, and activities that help to develop their understanding of the big math idea that “Units can be used to measure and compare attributes.” Try this activity at home with your child.



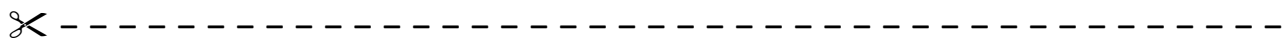
Reading the Story: As you read the book, enjoy talking about the different lengths, heights, and distances. If you have craft sticks or paper clips on hand, work with your child to find items in your home that are about the same length as some of the animals. For example, ask your child: **What can you find that is as long as the walking stick? Would a saltwater crocodile fit in the bathtub?** Let us know what you find out!



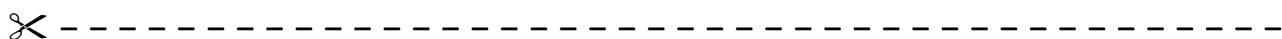
How Many Steps? Measure distance by counting heel-to-toe steps as you walk. Encourage comparison. For example, ask: **Do you think it takes more or fewer baby steps to walk from the front door to the kitchen or from the kitchen to your bedroom?** Discuss a reasonable way of figuring it out and then do so. Try other distances, always estimating the greatest and least distance before measuring.



What Is Longer? Have your child compare measurements such as the length of a bed and the height of a bedroom door; the length of a rug and the length of a table; or the height of a table and the height of a door handle. She/he might align objects to compare objects directly, cut a length of string to the measure and then use the cut string to compare, or make measurements using a non-standard unit such as craft sticks. Ask your child: **How should we measure the (length of the bed) so we can compare it to the (height of the door)?**



Family Measures: In class, we measured how far we can jump. Ask your child how we did it and invite him/her to use this method to find out how far others at home can jump. Order the measurements from shortest to longest. You might also measure giant steps, arm spans, or heights.



Sincerely,

Animal Measures Math Mat Line Master 3



Estimate, Then Measure

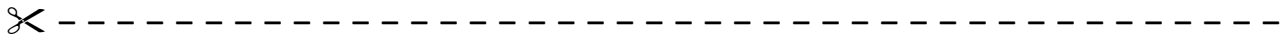
Line Master 4

Name: _____

I am measuring...	Craft Sticks		Paper Clips	
	My Estimate	My Measure	My Estimate	My Measure

As Long As...?

Line Master 5-1



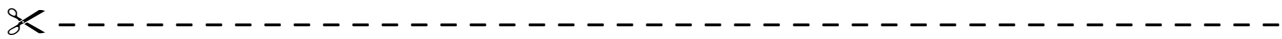
Name: _____

I think a _____ is about as long as

_____.

I measured. Now I know it is about as long as

_____.



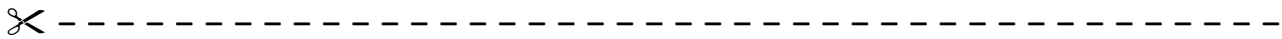
Name: _____

I think a _____ is about as long as

_____.

I measured. Now I know it is about as long as

_____.



As Long As...?

Line Master 5-2

Name: _____

I think a _____ is longer than

_____.

but shorter than

_____.

I measured. Now I know it is about as long as

_____.

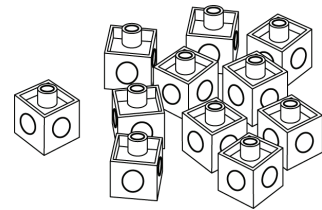
Tall and Short Towers

Line Master 6

Name: _____

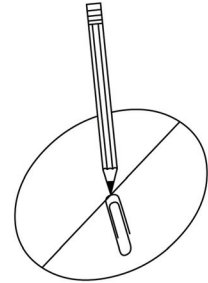
You will need:

- linking cubes
- spinner

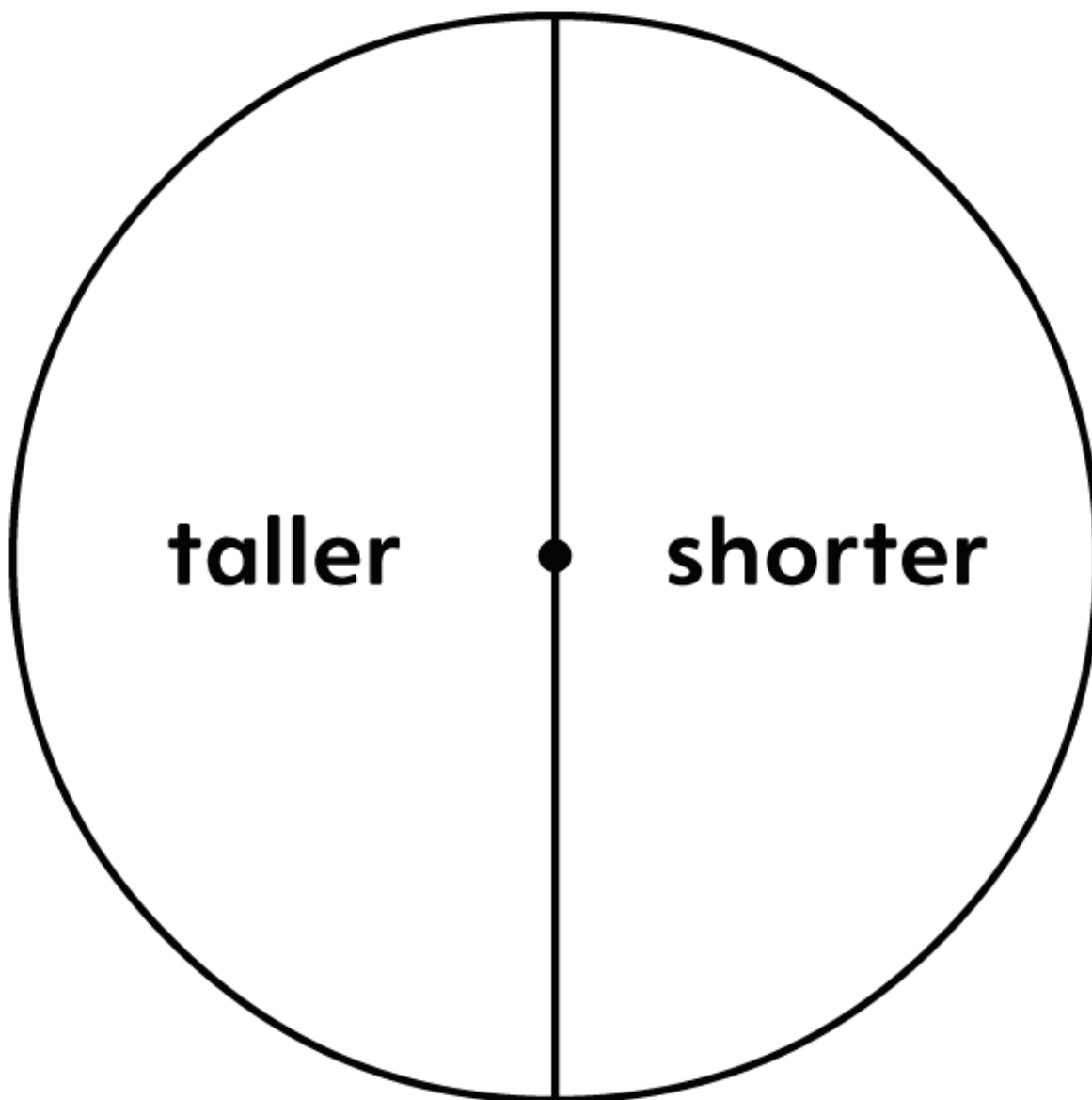


How to play:

1. You and a friend each grab some linking cubes.
2. Make a tower with your own cubes.
3. Compare your tower to your friend's tower.
4. Spin the spinner to find out who gets a point.
5. Break the towers apart and play again.
6. Play until one of you has 5 points.



Round	My Tower Is... (circle)	The Spinner Says... (circle)	My Points	My Friend's Points
1	taller shorter	taller shorter		
2	taller shorter	taller shorter		
3	taller shorter	taller shorter		
4	taller shorter	taller shorter		
5	taller shorter	taller shorter		
6	taller shorter	taller shorter		
7	taller shorter	taller shorter		

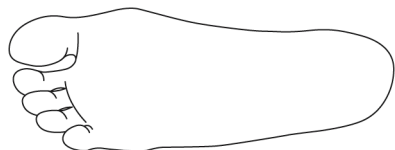


My Measures



I am about as tall as...

by _____



My foot is about as long as...



My hand is about as long as...

Mini-Book Template

Line Master 8-2




I can jump about as far as...



I can reach as far as...



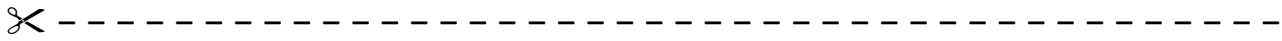
My giant step is about as long as...



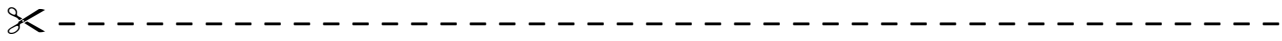
My smile is about as long as...

How Long Is It?

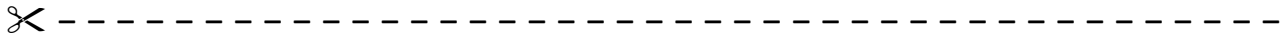
Line Master 9-1



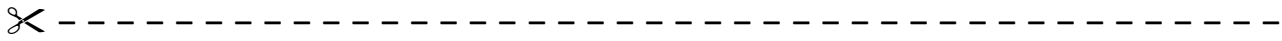
What can you find that is about as long as
2 craft sticks?



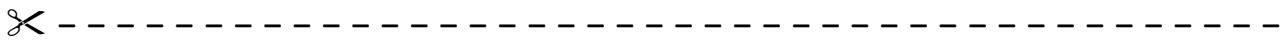
What can you find that is longer than 2 craft sticks, but
shorter than 4 craft sticks?



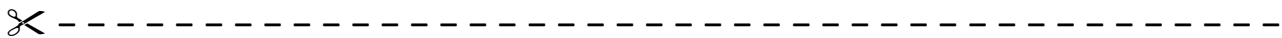
What can you find that is longer than 3 paper clips?



What can you find that is longer than 5 paper clips,
but shorter than 8 paper clips?

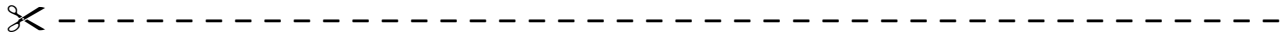


Which line is longer?

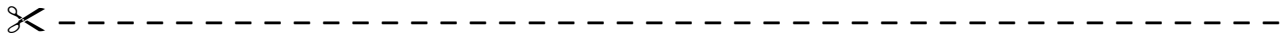


How Long Is It?

Line Master 9-2



Draw a line that is about as long as one of these lines.



Which path is longer?

