

At the Corn Farm Line Master 1 (Assessment Master)

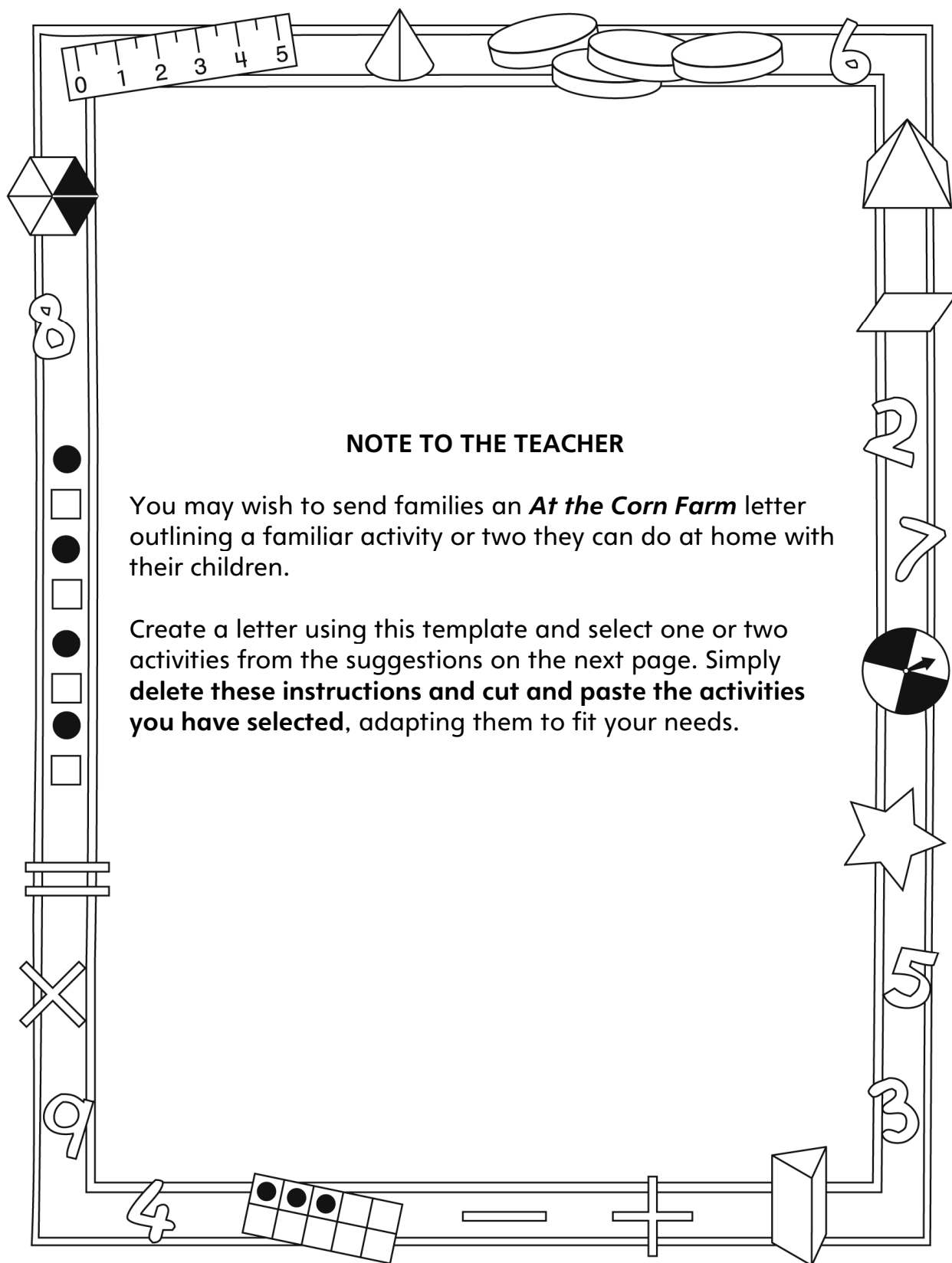
Name: _____

Group quantities based on units of 10	Not observed	Sometimes	Consistently
Composes teen numbers from units, of a ten and ones, and decomposes teen numbers into units, of a ten and leftover ones			
Compare and order sets/quantities to 20			
Compares quantities by matching or counting to determine more/less or equal quantities			
Determines how many more/less one quantity is compared to another			
Uses relevant benchmarks to make mental comparisons and estimate quantities			
Uses ordinal number names			
Orders three quantities to 20 using sets			

Strengths:

Next Steps:

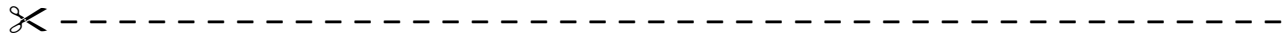
Connecting Home and School Line Master 2-1



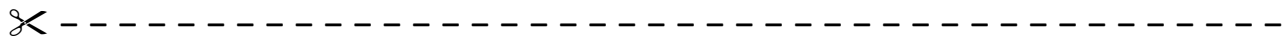
Connecting Home and School Line Master 2-2

Dear Family:

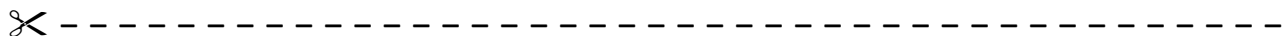
We have been working on *At the Corn Farm*, which focuses on Grouping Quantities Based on Units of 10 and Comparing and Ordering Sets/Quantities to 20. Try this activity at home with your child.



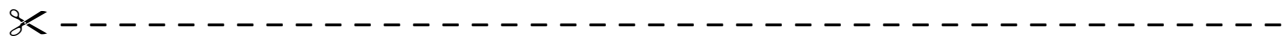
Reading the Story: As you read, follow along with the children in the story as they estimate and count. Ask your child if the numbers they estimate are more than, less than, or equal to the numbers they count. After you read, you might gather several sets of up to 20 small objects for you and your child to estimate together. Whose guess will be closer?



10 and More: Use the Math Mat on the inside back cover of *At the Corn Farm* and 20 small, identical (or similar) objects as counters. Find a page that includes numbers from 11 to 19, or just call out a number. Invite your child to count aloud as you (or your child) place counters on the Math Mat, making a separate group with the first 10. Then, ask: Is our number greater than 10 or less than 10? So, how many more do we need to add (take away) to show our number? Continue with other numbers for as long as your child remains interested.



How Many 1s? Draw 11 to 19 circles (or attach 11 to 19 stickers) in a line on strips of paper. Fold squares of paper in half to create tents. Out of sight of your child, choose 1 of the strips you created and write the number it represents on the outside of a tent. (For example, for a line of 12 circles, write “12” on a tent.) Place the tent over the strip in a way so that only 10 of the circles can be seen. Then, ask your child to tell you how many circles are hidden. Continue playing with the other strips.



Sincerely,

Sorting Mat

Line Master 3

Name: _____

10s	1s

10s and 1s Charts

Line Master 4

Name: _____

10s	1s

10s	1s

10s	1s

10s	1s

Numeral Cards (11–20)

Line Master 5

11	12	13
14	15	16
17	18	19
20		

Double Ten-Frame

Line Master 6

Teen Numbers Recording Sheet

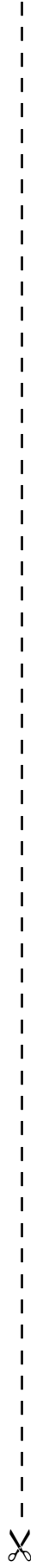
Line Master 7



Name: _____

Number: _____

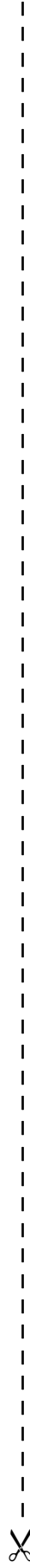
○	○	○	○	○	○	○	○	○	○	○	○	○	○	○	○	○	○	○	○
---	---	---	---	---	---	---	---	---	---	---	---	---	---	---	---	---	---	---	---



Name: _____

Number: _____

○	○	○	○	○	○	○	○	○	○	○	○	○	○	○	○	○	○	○	○
---	---	---	---	---	---	---	---	---	---	---	---	---	---	---	---	---	---	---	---



Name: _____

Number: _____

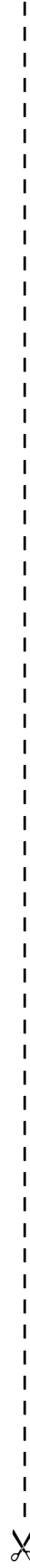
○	○	○	○	○	○	○	○	○	○	○	○	○	○	○	○	○	○	○	○
---	---	---	---	---	---	---	---	---	---	---	---	---	---	---	---	---	---	---	---



Name: _____

Number: _____




○	○	○	○	○	○	○	○	○	○	○	○	○	○	○	○	○	○	○	○
---	---	---	---	---	---	---	---	---	---	---	---	---	---	---	---	---	---	---	---






Ordering Corn Cobs

Line Master 8-1

Name: _____




			
Number of cobs			
Order from greatest to least			




			
Number of cobs			
Order from greatest to least			

Ordering Corn Cobs

Line Master 8-2

Name: _____




			
Number of cobs			
Order from greatest to least			




			
Number of cobs			
Order from greatest to least			

Ordering Corn Cobs

Line Master 8-3

Name: _____

			
Number of cobs			
Order from greatest to least			

			
Number of cobs			
Order from greatest to least			

Greater, Lesser Recording Sheet

Line Master 9-1

Game 1 (Greater)

You need

- 2 ten-sided number-dice, 2 double ten-frames, and 20 counters

How to play

- Take turns rolling and recording the number you roll.
- If you roll the greater number, add a counter to your double ten-frame.
- Do you have the most counters? You win!

Roll	Player 1 Name:	Player 2 Name:
1		
2		
3		
4		
5		
6		
7		
8		
9		
10		

Greater, Lesser Recording Sheet

Line Master 9-2

Game 1 (Greater)

Roll	Player 1 Name:	Player 2 Name:
11		
12		
13		
14		
15		
16		
17		
18		
19		
20		

Greater, Lesser Recording Sheet

Line Master 9-3

Game 2 (Lesser)

You need

- 2 ten-sided number-dice, 2 double ten-frames, and 20 counters

How to play

- Take turns rolling and recording the number you roll.
- If you rolled the lesser number, add a counter to your double ten-frame.
- Do you have the most counters? You win!

Roll	Player 1 Name:	Player 2 Name:
1		
2		
3		
4		
5		
6		
7		
8		
9		
10		

Greater, Lesser Recording Sheet

Line Master 9-4

Game 2 (Lesser)

Roll	Player 1 Name:	Player 2 Name:
11		
12		
13		
14		
15		
16		
17		
18		
19		
20		

Build It! Recording Sheet

Line Master 10

Name: _____

1. Turn over a number card. Count out that number of bricks.
2. Build a stack of 10 bricks!
3. Do you have leftover bricks? Build another stack!
4. Make a record of your stacks. What do you notice?

Mini-Book Template

Line Master 11

✂

✂

✂

My Trip to the Corn Farm

My Name:

Guess How Many!

Line Master 12

Name: _____

Container 1	
My Estimate	My Count

Container 3	
My Estimate	My Count

Container 2	
My Estimate	My Count

Ordering My Counts		
Greatest		Least

Least		Greatest