

On Safari!

Line Master 1 (Assessment Master)

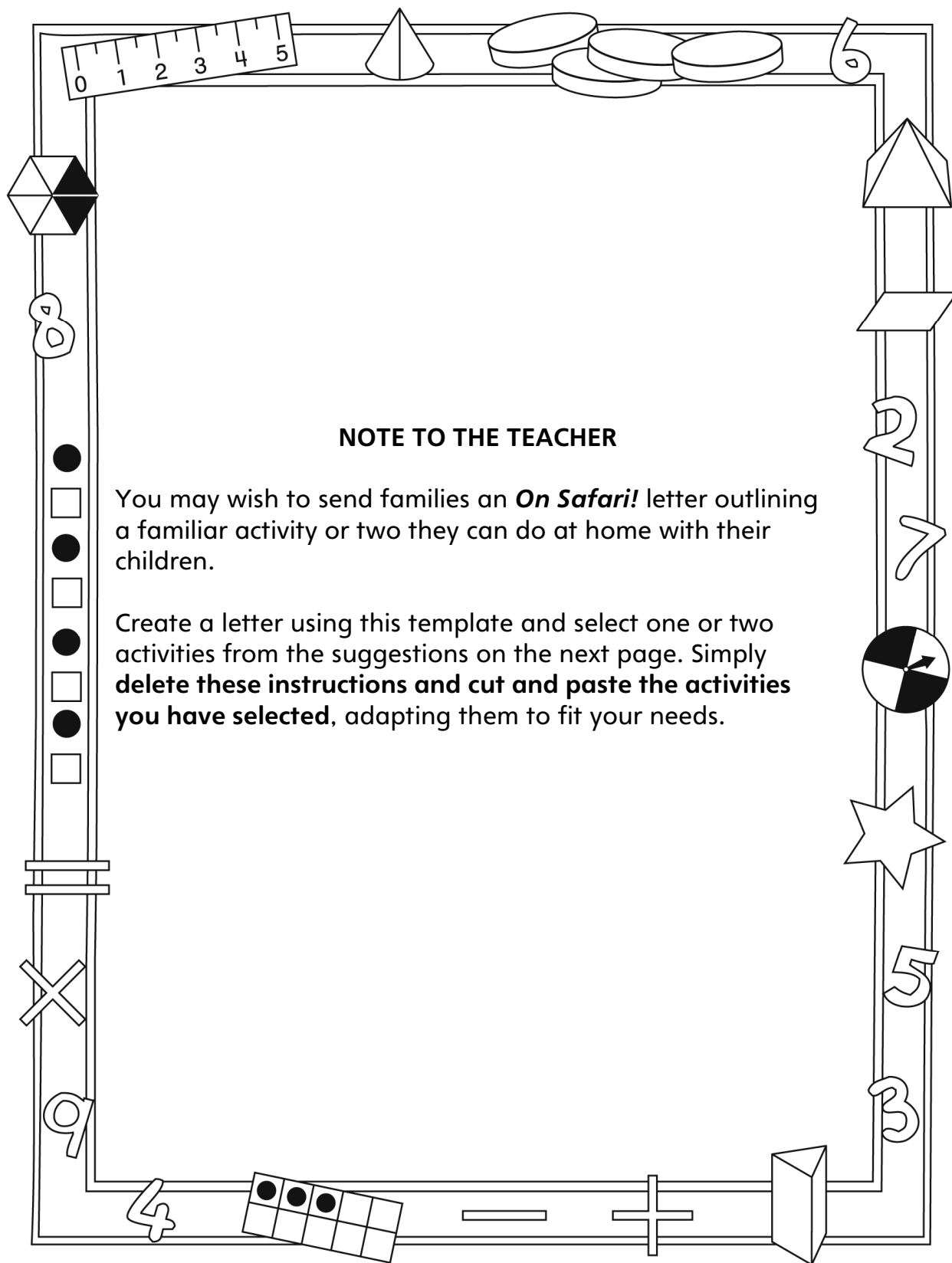
Name: _____

Count sets to 20	Not observed	Sometimes	Consistently
Says one number for each object counted (one-to-one correspondence)			
Says counting by 2 numbers in correct sequence (stable order)			
Knows that the last counting word tells how many are in the set (cardinality)			
Counts and creates sets (to 20) by 1s and 2s			
Knows that counting a set different ways does not change the number (conservation of number)			
Add 1 or 2			
Adds 1 to a set and states how many			
Adds 2 to a set and states how many			

Strengths:

Next Steps:

Connecting Home and School Line Master 2-1



Connecting Home and School Line Master 2–2

Dear Family:

We have been working on *On Safari!* which focuses on Counting and Adding by 1s and 2s. Try this activity at home with your child.

Reading the Story: As you read the story, enjoy counting the animals and the eyes. Encourage your child to chant the counting-by-2 sequence. You might encourage your child to clap some of the numbers and say others aloud (e.g., clap, clap, 6, 8, 10).

Retelling the Story: Encourage a retelling of the story using small objects and the Math Mat (on the inside back cover). Say, for example: **If there is 1 animal, how many eyes would we see?** (Your child places 2 objects on the mat.) Say: **Another animal arrives! How many eyes?** (Your child places 2 more “eyes” on the mat.) Ask: **How many eyes? Let’s check.** Continue telling stories of animals arriving, asking your child to tell how many eyes there are after each addition. You can also have animals leave the mat one by one to give your child the opportunity to count back by 2.

Count by 2s: Invite your child to count by 2s. They might count items that come in pairs (socks, shoes, mittens, eyes in your family). For example, laundry time is a good opportunity for your child to pair socks and count how many by 2s. You might also take the opportunity to count during everyday activities. For example, as you walk, count steps saying every other step aloud (step, 2, step, 4, step, 6, and so on).

Listen and Count: Use a plastic or metal container and some small items (coins, buttons, nuts and bolts). Ask your child to listen and count silently as you drop 2 items at a time into the container. After dropping about 10 items, ask: **How many do you think are in the can?** Spill the contents and have your child pair the items and count by 2s to check. Repeat, dropping a different number of items.

Sincerely,

Counting-by-2s Mat

Line Master 3

2

4

6

8

10

12

14

16

18

20

Math Mat



Hundred Chart

Line Master 6

1	2	3	4	5	6	7	8	9	10
11	12	13	14	15	16	17	18	19	20
21	22	23	24	25	26	27	28	29	30
31	32	33	34	35	36	37	38	39	40
41	42	43	44	45	46	47	48	49	50
51	52	53	54	55	56	57	58	59	60
61	62	63	64	65	66	67	68	69	70
71	72	73	74	75	76	77	78	79	80
81	82	83	84	85	86	87	88	89	90
91	92	93	94	95	96	97	98	99	100

Double Ten-Frame


Line Master 7

Mini Story Template: Animals 2 by 2 Line Master 8

<p>2 4 6 8 10 12 14 16 18 20</p> <p>How Many _____?</p> <p>By:</p> <p>2 4 6 8 10 12 14 16 18 20</p>	


How Many? Problems

Line Master 9-1




There are 8 people.

How many eyes? _____




There are 9 elephants.

How many tusks? _____



There are 5 children.

How many arms? _____




There are 10 moose.

How many antlers? _____


How Many? Problems

Line Master 9-2



There are 7 motorcycles.

How many wheels? _____




There are 6 pairs of chopsticks.

How many chopsticks? _____



There are 4 pairs of boots.

How many boots? _____



There are 3 rabbits.

How many ears? _____