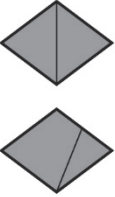






Master 54: Activity 22 Assessment

Equal Parts

Partitioning and Describing Parts of a Whole Behaviours/Strategies		
<p>Student does not recognize and describe one-half.</p>  <p>“These both show half.”</p>	<p>Student partitions a whole into the correct number of parts, but the parts are not all equal.</p>  <p>“I will cut my cereal bar in 4 to share with 4 people. Each person gets one-fourth.”</p>	<p>Student partitions a whole into two equal parts, but has difficulty dividing a whole into more equal parts.</p>
Observations/Documentation		
<p>Student partitions a whole into equal parts, but has difficulty with fraction words.</p>  <p>“There are 3 small halves.”</p>	<p>Student partitions a whole into equal parts, but doesn't consider the whole when discussing fractions.</p> <p>“One-half is always bigger than one-fourth.”</p>	<p>Student partitions wholes into equal parts, but can accurately describe the parts using fractional names.</p>
Observations/Documentation		