


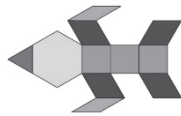



Master 22: Activity 12 Assessment

Making Designs

Making Designs Behaviours/Strategies		
<p>Student makes a design or picture with no blocks touching.</p> 	<p>Student makes a design or picture where some blocks are touching only at vertices.</p> 	<p>Student makes a design or picture using only one type of block.</p> 
Observations/Documentation		
<p>Student makes a design or picture where blocks match on at least one side, but has difficulty describing the design.</p> 	<p>Student calls the blue rhombuses rectangles when describing the picture or design.</p>  <p style="font-size: small; margin-top: 5px;">"I used 4 blue rectangles and 3 orange squares."</p>	<p>Student makes a picture or design where blocks match on at least one side, and describes it using geometric and spatial language.</p>
Observations/Documentation		