




Master 3: Activity 2 Assessment

Making Concrete Graphs

Making Concrete Graphs Behaviours/Strategies			
<p>Student has difficulty sorting the cubes.</p>	<p>Student sorts the cubes into piles on the graph.</p> 	<p>Student sorts cubes in lines, but cubes are not equally spaced and aligned.</p> 	<p>Student sorts cubes in lines on the graph, placing one cube in each space.</p> 
Observations/Documentation			
Reading Concrete Graphs Behaviours/Strategies			
<p>Student has difficulty counting the number of cubes in a column. "I think I counted that cube already."</p>	<p>Student sorts and counts the cubes but has difficulty reading simple data from the graph (e.g., "Which column has the most cubes?").</p>	<p>Student reads data from the graph but has difficulty comparing the data.</p>	<p>Student answers "how many" questions about the graph and compares data using terms such as "more," "fewer," "most," and "least."</p>
Observations/Documentation			