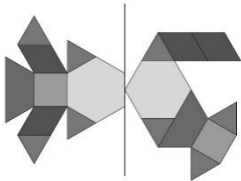
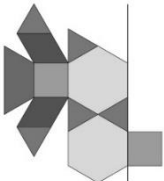
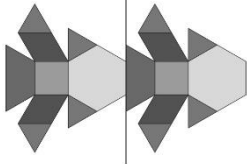
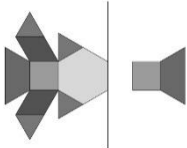
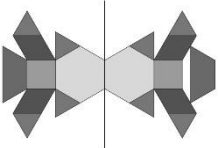
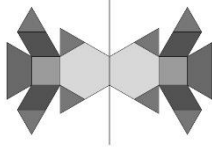


Master 27: Activity 14 Assessment

Creating Symmetrical Designs

Finishing a Symmetrical Design Behaviours/Strategies		
<p>Student randomly places blocks on the right side.</p> 	<p>Student places blocks on the same side of the design.</p> 	<p>Student places the same blocks with the same orientation on the right side of the line.</p> 
Observations/Documentation		
<p>Student places the first block incorrectly and runs out of room to place the remaining blocks.</p> 	<p>Student places some blocks correctly, but at least one has the wrong orientation.</p> 	<p>Student completes the symmetrical design and explains why it is symmetrical.</p> 
Observations/Documentation		