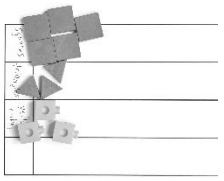




# Master 9: Activity 5 Assessment

## Data Management: Consolidation

| Making Graphs Behaviours/Strategies                                       |  |  |  |
|---|--|--|--|
| <p>Student has difficulty sorting the objects into three groups.</p>      | <p>Student places objects or draws pictures in groups on the graph.</p>     | <p>Student sorts in lines, but objects or pictures are not equally spaced and aligned. Pictures may be of different sizes.</p>  | <p>Student sorts in lines, all pictures are about the same size, and objects or pictures are equally spaced and aligned. Graph has a title and labels.</p>  |
| Observations/Documentation  |  |  |  |
|   |  |  |  |
| Reading Graphs Behaviours/Strategies                                      |  |  |  |
| <p>Student has difficulty counting the number of objects in a column.</p> | <p>Student makes a pictograph or concrete graph but has difficulty reading data from the graph (e.g., "Which column has the most pictures or objects?").</p> | <p>Student reads data from the graph but has difficulty comparing the data.</p>  | <p>Student answers "how many" questions about the graph and compares and orders data using terms such as "more," "fewer," "most," and "least."</p>   |
| Observations/Documentation  |  |  |  |
|   |  |  |  |