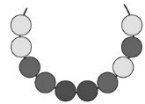
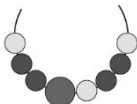

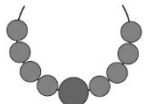
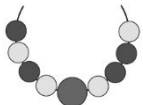
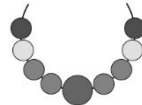


Master 48: Activity 22 Assessment

Symmetry: Consolidation

Creating a Symmetrical Necklace/Bracelet Behaviours/Strategies		
<p>Student randomly places beads on the string, not giving any thought to symmetry.</p> 	<p>Student places more beads on one side of the large bead than on the other.</p> 	<p>Student creates a design on one side of the large bead, then copies the design on the other side without making a mirror image.</p> 
Observations/Documentation		
<p>Student makes a symmetrical necklace/bracelet but uses only one colour, making it unclear if symmetry was considered.</p> 	<p>Student places most beads correctly but mixes up the order of a couple of beads.</p> 	<p>Student makes a symmetrical necklace/bracelet and explains why it is symmetrical with ease.</p> 
Observations/Documentation		