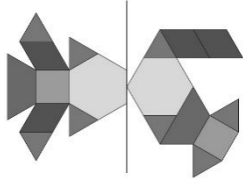


Master 46: Activity 21 Assessment

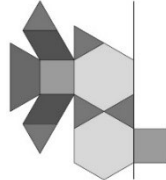
Creating Symmetrical Designs

Finishing a Symmetrical Design Behaviours/Strategies

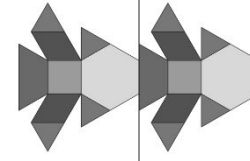
Student randomly places blocks on the right side.



Student places blocks on the same side of the design.

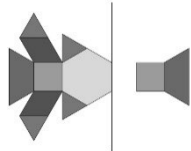


Student places the same blocks with the same orientation on the right side of the line.

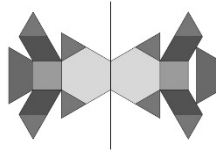


Observations/Documentation

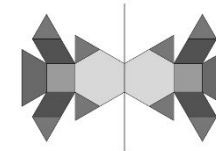
Student places the first block incorrectly and runs out of room to place the remaining blocks.



Student places some blocks correctly, but at least one has the wrong orientation.



Student completes the symmetrical design and explains why it is symmetrical.



Observations/Documentation