





Master 41: Activity 19 Assessment

Finding Lines of Symmetry

Finding the Line of Symmetry Behaviours/Strategies		
<p>Student does not think the picture is symmetrical.</p>	<p>Student divides/folds the picture into two parts without regard to symmetry.</p> 	<p>Student divides/folds the picture multiple times but struggles to find the line of symmetry.</p> 
Observations/Documentation		
<p>Student divides/folds the picture so its outline matches but ignores the details of the picture.</p> 	<p>Student finds the line of symmetry, but has difficulty explaining why it is the line of symmetry.</p> 	<p>Student finds the line of symmetry and explains how he or she knows it is the line of symmetry with ease.</p>
Observations/Documentation		