




# Master 12: Activity 6 Assessment

## Sorting Rules

Sorting Shapes and Identifying Sorting Rules Behaviours/Strategies		
<p>Student is unable to identify a shape with its mathematical name.</p>  <p>“This shape looks like a ball.”</p>	<p>Student identifies shapes but is unable to explain how two shapes are alike and how they are different, and makes random guesses.</p>	<p>Student sorts by appearance rather than attributes, and does not realize that the orientation of a shape does not matter.</p> 
Observations/Documentation		
<p>Student focuses only on non-geometric attributes (e.g., colour) instead of geometric attributes (e.g., number of sides).</p>  <p>“Both of these shapes are grey.”</p>	<p>Student sorts shapes using common attributes, but struggles to communicate the sorting rule.</p>	<p>Student sorts shapes using common attributes, and uses mathematical language to communicate the sorting rule.</p>
Observations/Documentation		