

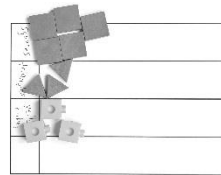
Master 7: Activity 4 Assessment

Data Management: Consolidation


Making Graphs Behaviours/Strategies

Student has difficulty sorting the objects into three groups.


Student places objects or draws pictures in groups on the graph.



Student sorts in lines, but objects or pictures are not equally spaced and aligned. Pictures may be of different sizes.



Student sorts in lines, all pictures are about the same size, and objects or pictures are equally spaced and aligned. Graph has a title and labels.



Observations/Documentation

Reading Graphs Behaviours/Strategies

Student has difficulty counting the number of objects in a column.

Student makes a pictograph or concrete graph but has difficulty reading data from the graph (e.g., "Which column has the most pictures or objects?").

Student reads data from the graph but has difficulty comparing the data.

Student answers "how many" questions about the graph and compares data using terms such as "more," "fewer," "most," and "least."

Observations/Documentation