


In the Classroom




© Pearson Education Canada Inc.

UNIT 1 Launch

Focus: Children describe the classroom scene, discussing how various items are sorted.

Same and Different




© Pearson Education Canada Inc.

UNIT 1
Lesson 1

Focus: Children discuss how the animals are sorted and what the sorting rule is for each group.

Toy Store




© Pearson Education Canada Inc.

UNIT 1
Lesson 2

Focus: Children determine how the toys on each shelf are the same and how they are different. They also identify which toy does not belong.

Patterns in Our World



UNIT 1
Lesson 3

Focus: Children identify any patterns they recognize in this scene.

Count to Ten



0 1 2 3 4 5 6 7 8 9 10

UNIT 2
Launch

Focus: Children count groups of objects that represent numbers from 1 to 10.



Count Forwards, Count Backwards



- 1 Twirl around
- 2 Touch the ground
- 3 Wink your eye
- 4 Jump up high
- 5 Laugh out loud
- 6 Be a cloud
- 7 Tap your toe
- 8 Bend down low
- 9 Show a frown
- 10 Now count down



10 9 8 7 6 5 4 3 2 1



The Calculator



UNIT 2
Lesson 2

Focus: Children recognize number keys on the calculator.

What Is in the Fridge?





How many do you see?

UNIT 2
Lesson 3

Focus: Children identify groups that represent 1 to 10 and pose number questions about the illustration.


Number Arrangements



UNIT 2
Lesson 4

Focus: Children recognize the number arrangements of objects.

Ten-Frames



Use counters.
How can you show a number less than 10?

How Many Apples?



There are 8 apples in the bag.
Some are yellow. Some are red.
How many of each colour could there be?