

# Nutty and Wolfy

## Line Master 1 (Assessment Master)

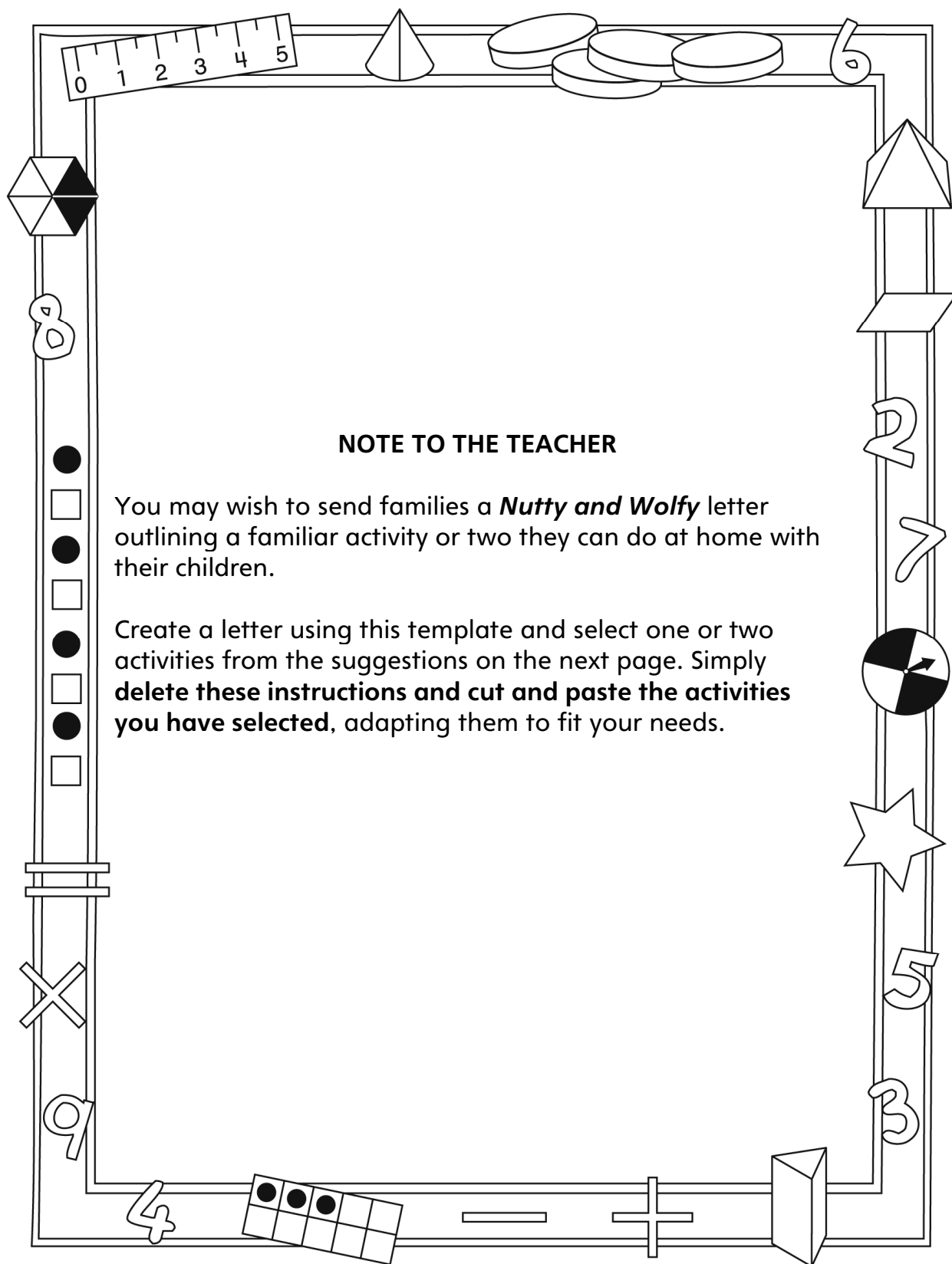
Name: \_\_\_\_\_

Equality and Inequality	Not observed	Sometimes	Consistently
Recognizes equal and unequal sets			
Models and describes equality and inequality			
Makes unequal sets equal by adding, subtracting, or rearranging			
Recognizes and understands the = symbol			
<b>Compare Quantities to 20</b>			
Compares groups or sets using the terms <i>more</i> , <i>fewer</i> , <i>equal to/the same as</i>			
Creates a set that is more than, less than, or equal to a given set			

**Strengths:**

**Next Steps:**

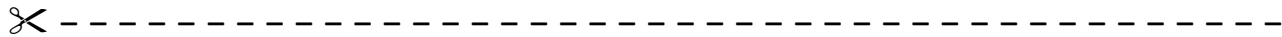
# Connecting Home and School Line Master 2-1



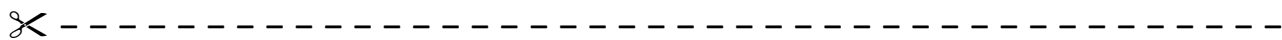
# Connecting Home and School Line Master 2–2

Dear Family:

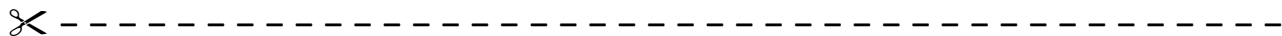
We have been working on *Nutty and Wolfy*, which focuses on modelling and describing equality and inequality, as well as comparing quantities. Try this activity at home with your child.



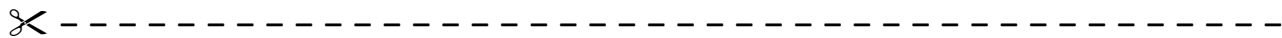
**Reading the Story:** As you read, count and talk about the acorns in the baskets. Compare the numbers of acorns in the baskets (more, fewer, the same). What happens to the yoke when there are more acorns in one basket than in the other basket? (it tilts) When the same number is in both baskets? (it lies flat) After reading, find all the pictures that show equal and then not equal sets. You can use 20 small objects (same shape and mass) and the mat on the inside back cover of the book to retell the story.



**Balance It!** Use 20 small objects and the Math Mat on the inside back cover of the book. Place a set of objects in one basket and ask your child to balance the baskets—to place the same number of objects in the other basket. Ask your child how he/she knows the same number of objects is on both sides (match, count). Switch roles.



**Make Them Equal!** Use up to 40 small objects and the Math Mat on the inside back cover of the book. Each player places some objects in one of the baskets. Compare the sets. If the sets are equal, remove the objects and start again. If they are not equal, determine which set has more and which set has less. Work together to make the same number of objects in each set (by adding to one set, subtracting from one set, or taking from one set and placing them in the other set). Once you agree the sets are equal, remove the objects and start again.

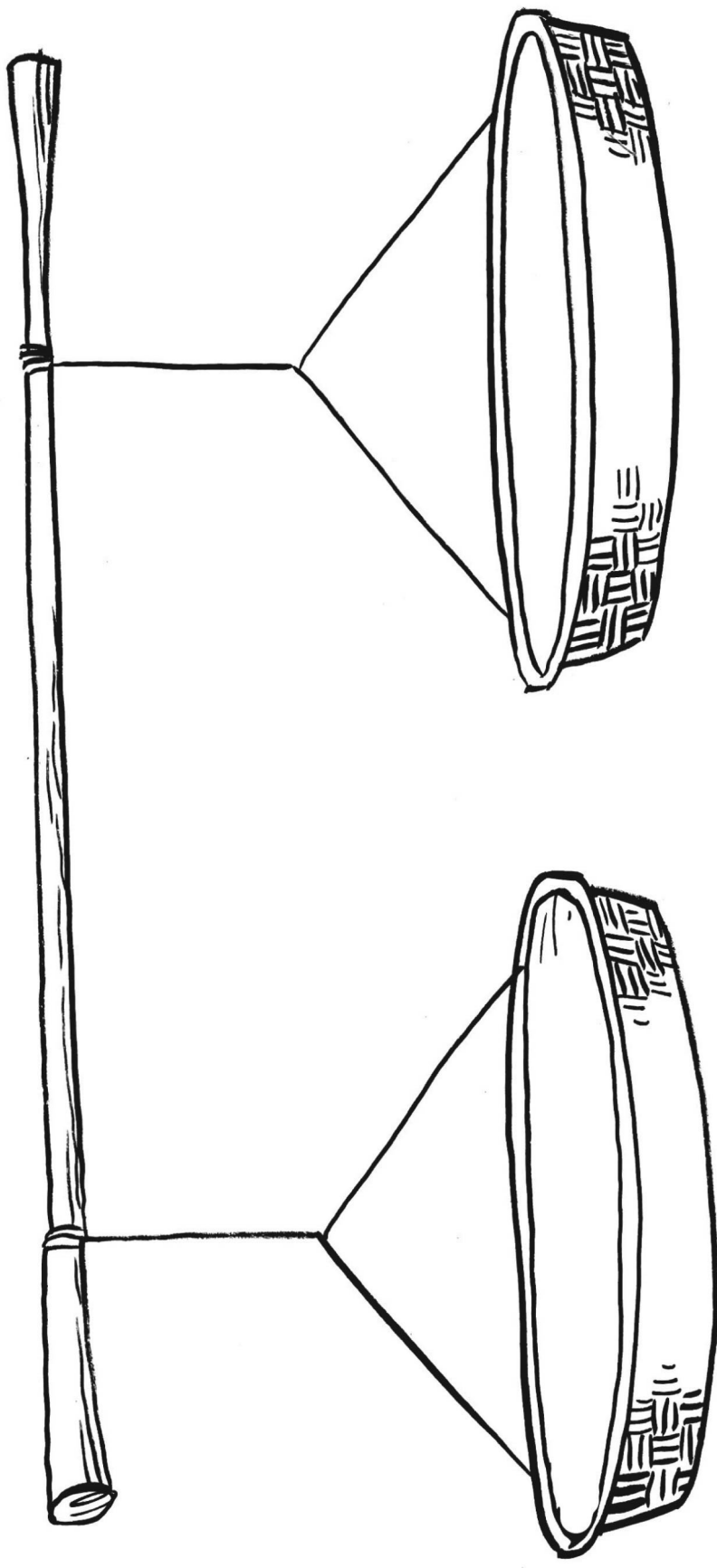


Sincerely,

---

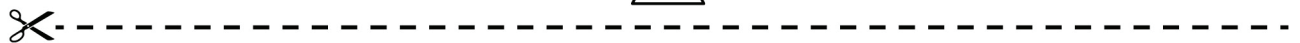
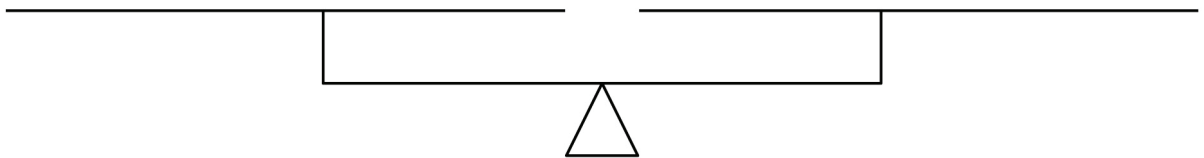

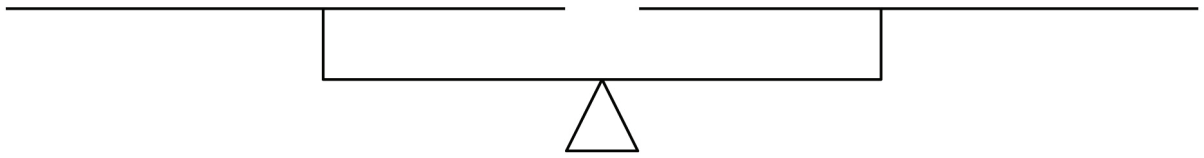
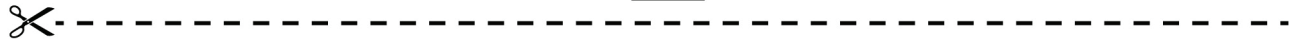
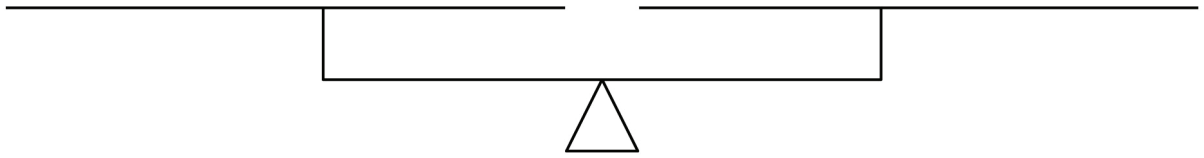
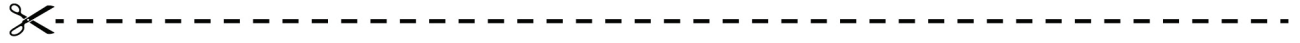
# Nutty and Wolfy Math Mat

## Line Master 3



# Balance Scale

# Line Master 4

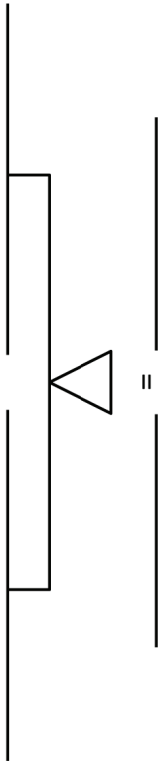
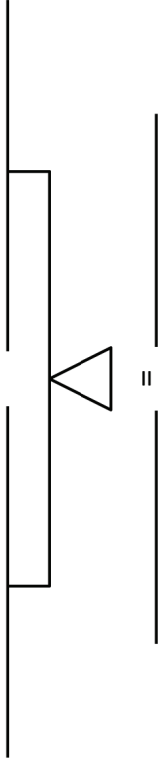
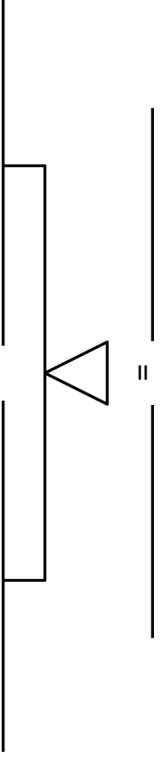
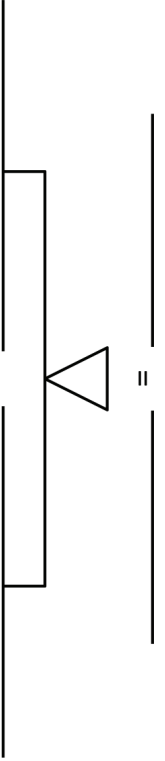


# Make It Balance

# Line Master 5

I can make different combinations that equal \_\_\_\_\_.

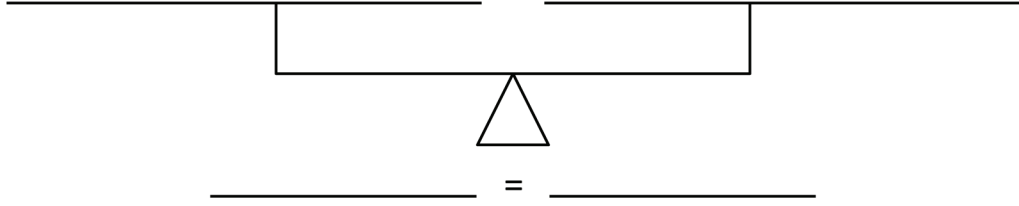
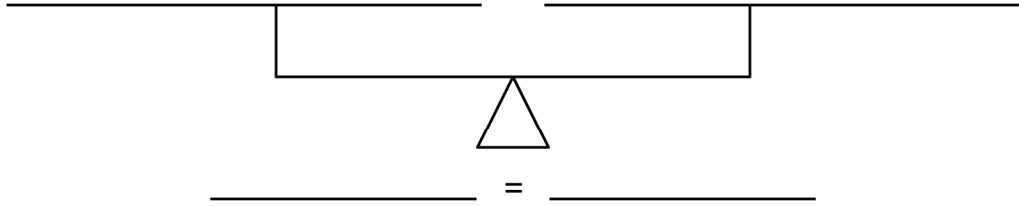
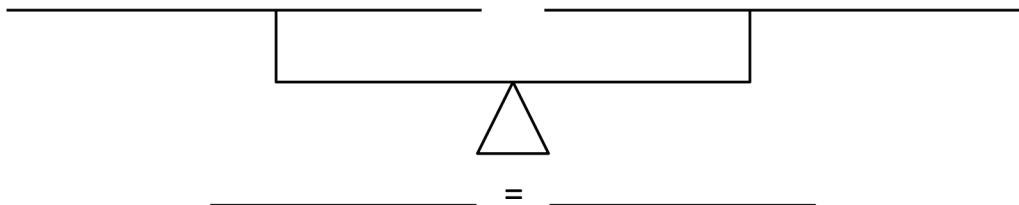
Name: \_\_\_\_\_

 _____ = _____	 _____ = _____
 _____ = _____	 _____ = _____

# Make Equal Sets

## Line Master 6

Name: \_\_\_\_\_

# Ten-Frames

# Line Master 7







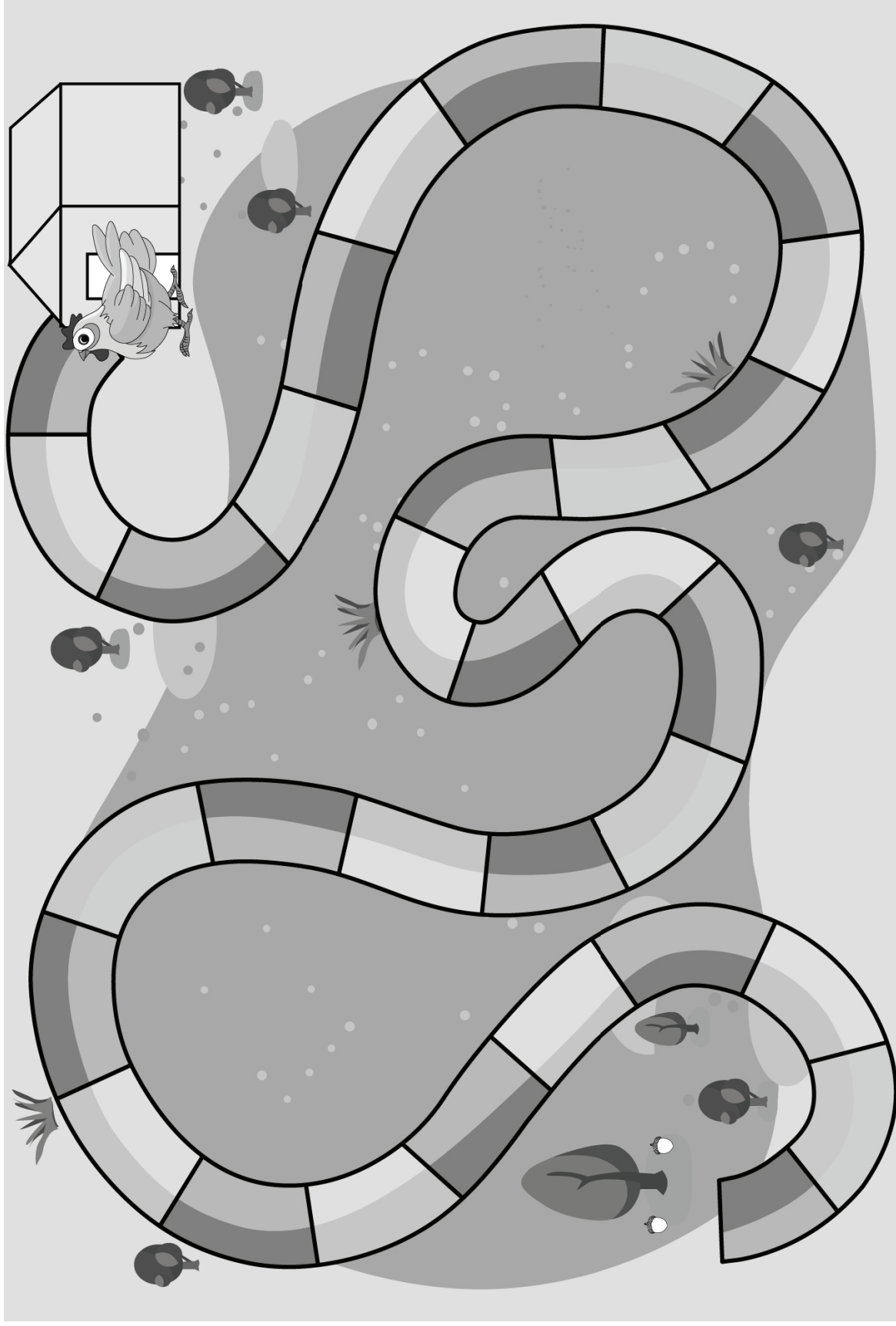
# Are They Equal?

## Line Master 8

Name: _____	Name: _____	Are They Equal?
		Yes  No
		Yes  No
		Yes  No
		Yes  No
		Yes  No
		Yes  No




# Path to the Chicken House Gameboard

## Line Master 9






# Statement Cards

## Line Master 10-1

 $5 \bigcirc 5$	 $8 \bigcirc 5 + 3$	 $12 \bigcirc 4 + 8$
$19 \bigcirc 20$	$9 \bigcirc 5 + 5$	$13 \bigcirc 6 + 6$
$7 \bigcirc 5 + 4$	$20 \bigcirc 10 + 10$	$15 \bigcirc 10 + 3$
$15 \bigcirc 12$	$3 + 3 \bigcirc 4 + 2$	$4 + 2 \bigcirc 2 + 6$
$3 + 3 \bigcirc 5 + 1$	$4 + 3 \bigcirc 3 + 4$	$7 + 3 \bigcirc 3 + 7$

# Statement Cards

## Line Master 10-2

 $13 \bigcirc 15$	 $14 \bigcirc 7 + 6$	 $15 \bigcirc 5 + 11$
$13 \bigcirc 10 + 3$	$14 \bigcirc 7 + 7$	$18 \bigcirc 10 + 9$
$17 \bigcirc 7$	$5 + 5 \bigcirc 7 + 3$	$4 + 4 \bigcirc 8 + 0$
$6 + 0 \bigcirc 7$	$14 \bigcirc 14 + 0$	$5 + 5 \bigcirc 6 + 6$
$7 + 7 \bigcirc 8 + 8$	$7 \bigcirc 5 + 4$	$4 + 4 \bigcirc 4 + 4$

# My Yoke Book

# Line Master 11-1

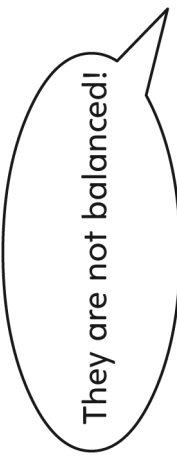


My Yoke Book


by \_\_\_\_\_



A large rectangular area enclosed by a dashed line, intended for writing the author's name.



They are not balanced!



# Make True Statements

## Line Master 12

✂ -----

\_\_\_\_\_ is equal to \_\_\_\_\_

✂ -----

\_\_\_\_\_ is not equal to \_\_\_\_\_

✂ -----

\_\_\_\_\_ is more than \_\_\_\_\_

✂ -----

\_\_\_\_\_ is less than \_\_\_\_\_

✂ -----

\_\_\_\_\_ is the same as \_\_\_\_\_

✂ -----