

I can describe clothes, accessories, and appearance.

## Style challenge!

### VOCABULARY

Clothes and accessories | Adjectives to describe clothes and accessories | *Have, be, wear* | Parts of clothes and shoes | Descriptive adjectives

### GRAMMAR

Present Perfect Continuous | Present Perfect Simple and Present Perfect Continuous

### Grammar:

*Stage success!*

Look at the picture.

What kind of event is it?



### Speaking:

*Where are my pants?*

Look at Nina and Dan. What are they talking about?



## Street ID Fashion

BASICS

ACTIVE

PARTY

ACCESSORIES

SALE

A



sandals

B



C



D



E



F



G



- 1 **CLASS VOTE** Where do you usually buy clothes? Why?

at a market in a thrift store in a shopping mall online other

- 2 **1.42** Study Vocabulary A box. Label the items in the website pictures a-g above. Listen and repeat the words.

### Vocabulary A


### Clothes and accessories

bracelet boots earrings gloves hoodie leggings necklace  
pantyhose raincoat rain boots sandals scarf suit sweater  
sweatshirt

- 3 **1.43** Listen to four people talking about the clothes and accessories from the website. Match speakers 1-4 to items of clothing from Vocabulary A box.

1 suit 2 \_\_\_\_\_ 3 \_\_\_\_\_ 4 \_\_\_\_\_

- 4 **I KNOW!** What clothes or accessories from Vocabulary A box would you expect to find in these sections (basics, active, party, accessories) of the website? Can you add any? Write in your notebook.

- 5  1.44 Study Vocabulary B box. Write the adjectives in the correct columns in the chart below, using a dictionary if necessary. Listen and check.

Vocabulary B		Adjectives to describe clothes and accessories		
awesome		baggy	black-and-white	checked
fancy		fashionable	flowery	leather
polka-dot		scruffy	skinny	striped
			tight	woolen
				worn-out

General appearance	Opinion	Size/Fit
	awesome	
Color	Pattern	Material

Use adjectives in this order:  
 opinion/general – size/fit – color – pattern – material  
*She loves her worn-out, plain leather jacket.*  
*He's wearing an awesome, red checked cotton shirt.*

**Watch OUT!**

- 6 Choose three items from the website on page 30. In your notebook, describe them using as many adjectives as possible. Remember to use the correct order.  
*There's a smart, blue-and-red striped tie.*


- 7  1.45 **WORD FRIENDS** Complete the phrases with *be*, *have*, or *wear*. Listen and check.

Word Friends	
<u>have</u>	a pale complexion, a piercing, colored hair, freckles, painted nails, pierced ears
_____	good-looking, in his/her thirties, slim, tanned
_____	a wig, glasses, jewelry

- 8 Complete the sentences with words and phrases from the Word Friends box.

- Sarah is tanned after her vacation in Fiji.
- The boy's brother \_\_\_\_\_ two \_\_\_\_\_.
- The actor \_\_\_\_\_ really \_\_\_\_\_.
- My friend \_\_\_\_\_ all over her nose.
- Her older sister always \_\_\_\_\_.

- 9 In pairs, talk to each other and describe people you know.  
*My brother is slim, has short brown hair, and a pale complexion.*

- 10  1.46 Read the article. Circle the correct option. Listen and check.

## Dress to impress!

Do you always wear the same old baggy <sup>1</sup>sunglasses / jeans, sneakers and a <sup>2</sup>leather / worn-out T-shirt? If you're not happy about your clothes, read these top tips!

- **Choose a style:** What style do you like? Skater: sneakers, jeans, hats, and accessories. Hipster: checked <sup>3</sup>freckles / shirts, skinny jeans, big glasses, and scarves. Classy: blazers, skirts, pants, and <sup>4</sup>fancy / scruffy dresses.
- **Do your research:** Check which stores sell the style of clothes you want to buy.
- **Take your friends shopping:** A second opinion is always a good idea and friends can encourage you to try new styles.
- **Learn what colors suit you:** If you <sup>5</sup>have / are a pale complexion, you should wear strong colors. If you <sup>6</sup>wear / are tanned, however, you can usually wear pale colors.
- **Buy clothes that fit:** Size is so important! You don't want clothes that are too tight or too <sup>7</sup>skinny / baggy. Remember sizes are not always the same in different stores. Always try on clothes before you buy them.
- **Accessorize:** A cool pair of sunglasses, a good belt or some <sup>8</sup>baggy / leather bracelets can make an outfit, and the right <sup>9</sup>denim / hat could save you when your hair's a mess! A lot of teens <sup>10</sup>wear / have piercings, but remember you need your parents' permission to get one!

- 11 In pairs, ask and answer the questions.

- Which advice in the article do you agree/disagree with? Why?  
*I agree that we should take a friend with us when going shopping.*
- How important are clothes and appearance for you?  
*I think my choice of clothes tells a lot about my personality.*

I can talk about things that started in the past and have continued until now.

- 1 **CLASS VOTE** Would you like to be in a fashion show at your school? Why? / Why not?

*I would love to be in a fashion show because ...*

- 2 **1.47** Read and listen. Why have Jay and Skye organized a fashion show? Answer in your notebook.



- Jay: Hi, everybody. As you all know, we've been working for a long time to raise money for the field trip. And here it is, the Belmont Academy Fashion Show.
- Skye: That was **brilliant**, Dan! You've been **practising**! Now, quick. Go and put this on.
- Dan: What about the other hat?
- Skye: I can't find it.
- Dan: Hurry up, Skye! I'm back on in a minute.
- Skye: (on the phone) Tom? Where are you? **Have you got** the kayak for the final scene? Great! Now, just get here as soon as you can!
- Jay: And now it's time for Tom!
- Skye: Tom? At last! We've been waiting for you for ages. Dan's been doing really well.
- Tom: Listen, I've been thinking. You can use my kayak, but ... do I have to go on stage?
- Skye: But we've been waiting for you, Tom. Come on!
- Tom: I just feel really nervous.
- Dan: You'll be great. Just put on these sports clothes and imagine you're going out in your kayak. Forget about everybody else.
- Jay: And now the moment you've all been waiting for. Please give a big cheer for Tom!



**brilliant**  
**practising**  
**Have you got ...?**



**wonderful**  
**practicing**

**Do you have ...?**

**Watch OUT!**

- 3 Study the Grammar box and complete the rules. Then underline examples of the Present Perfect Continuous in the dialogue.

#### Grammar Present Perfect Continuous

I've **been working** hard.  
She **hasn't been practicing** much.  
How long **have you been waiting**?

#### Time expressions

**all day/night** We've been working **all day**.

**since** last Friday/October/Saturday  
They've been waiting here **since** one o'clock.

**for** two hours/three years/a long time/ages  
She's been doing her homework **for three hours**.

- We use the Present Perfect Continuous for actions that started in the **past** and continue in the \_\_\_\_\_.
- It emphasizes the duration of the action.
- It is formed by **have + \_\_\_\_\_ + verb in \_\_\_\_\_ form**.

GRAMMAR TIME > PAGE 108

- 4 Complete the ad with the Present Perfect Continuous form of the verbs in parentheses.

- 1 **Have** you **been looking** (look) for something new to wear?
- 2 \_\_\_\_\_ you \_\_\_\_\_ (think) of buying a polka-dot dress? At Awesome we <sup>3</sup> \_\_\_\_\_ (make) clothes the way you want them since we started. Our designers <sup>4</sup> \_\_\_\_\_ (listen) to your ideas.

- 5 Complete the sentences with **for** or **since**.

- I've been saving up **for** ages to buy this awesome jacket!
- Has Carl been waiting \_\_\_\_\_ a long time?
- Kim has been practicing for the show \_\_\_\_\_ May.
- Jake hasn't been helping us \_\_\_\_\_ he got sick.

- 6 In pairs, share ideas on how to save money to buy clothes using the Present Perfect Continuous and the verbs below.

help look for practice save up think about

*I've been thinking about selling clothes I don't wear anymore.*

**And YOU?**



## 3.3

## READING and VOCABULARY A bad hair day

I can identify specific information in an article and summarize its main ideas.

**1 CLASS VOTE** Do you like going to the beauty salon? Why? / Why not?


**2** Look at the title of the article and the picture. What do you think it will be about? Discuss in pairs.

## Reading tip

Sometimes authors use rhetorical questions in the titles of their texts. They do so to emphasize a point or to get the readers thinking.

**3** Read the first paragraph. Answer the questions in your notebook.

- 1 What problems do James and Georgia have?
- 2 Do you agree that boys and girls have similar hair problems?

**4**  **1.48** Listen and read the whole article. Decide if the sentences are true (T) or false (F).

- 1 ☒ **F** The teenagers in the survey were between twelve and sixteen years old.
- 2 ☐ Most teens are generally happy with how their hair looks.
- 3 ☐ Wigs in ancient Egypt were attractive and practical.
- 4 ☐ Egyptians copied Cleopatra's hairstyles to be fashionable.
- 5 ☐ Copying a hairstyle from the internet might not always be successful.
- 6 ☐ The author thinks your hairstyle should express your personality.

**5** Look at the highlighted words in the text. Check your understanding. Use a dictionary if necessary.

**6** What is the main idea in each paragraph? Write them in your notebook. Then also write one sentence that summarizes the whole text.

## Are you having a bad hair day?

Do you usually wake up, take one look at your hair, and run for the shower? In a recent **survey** by Teensnet of 2,000 teenagers aged around sixteen years old, eight out of ten said they weren't happy with their appearance and it's their hairstyle that's been **causing** most of their problems. "Since the age of twelve, I haven't left the house without checking my hair a million times in the mirror," says James. His friend Georgia has been going to the same hair salon since she was little, but says that she never has her hair cut if she has school the next day. "I worry that it won't look right," she says. These are problems that many teens have – and yes, it's boys and girls.

Hair worries are not a modern thing. Men and women have been trying different styles for thousands of years. You can cut it, **straighten** it, gel it, and color it. Ancient Egyptians thought that hair was very important and created beautiful hairstyles with hair **extensions** and **beads**. Men and women cut off their hair then dyed it and made fashionable wigs that looked good and also **protected** their heads from the sun. Historians say that Queen Cleopatra used different styles to show her power and fame. Paintings from that time show that Egyptians copied her styles – perhaps because they wanted to appear powerful, too.

Today we still try to **copy** others. Celebrities, especially soccer players and pop stars, have been **influencing** our appearance for a long time. A picture of a famous person with the "perfect" hairstyle can **go viral** and suddenly lots of people try to copy it. However, if the style doesn't suit the shape of your face or your complexion, it can be a disaster. How many times have you looked at a picture of yourself and thought "Oh no, why did I think rainbow-colored hair was a good idea?" So, yes, hair is important because it makes us feel good about ourselves. But maybe it's time to forget what other people look like and choose a style that **reflects** our true selves.



**7** In pairs, cover the text and take turns to tell each other what it's about.

*Lots of teenagers aren't happy with their appearance ...*

**8** In pairs, ask and answer the questions.

- 1 Who influences your hairstyle? Your parents? Your friends? Your favorite pop stars or sports heroes? Your hair stylist?
- 2 Have you ever tried to copy a hairstyle or do you know somebody who's copied a hairstyle? What was it like?

And  
YOU?



I can understand the difference between the Present Perfect and the Present Perfect Continuous.

**1 CLASS VOTE** Have you ever made your own clothes or accessories?

**2** Read the blog post and the comments. What does the girl make that everyone wants? Why do her friends want them? Answer in your notebook.

## Kelly's blog

Everyone wants one!

Last month it was my best friend Rachel's birthday and I made her a case for her tablet. Since Rachel's birthday, a lot of people have been asking me to make more, so I've been very busy. I've been creating lots of new designs and have made tablet cases for eight people in my class at school. I think people like them because they're different. They like the fact that you can't buy them at the mall. I've been taking pictures of all the cases I've made. I've uploaded some pictures here so you can tell me what you think!



**Cara:** I've been looking for a cool case for my tablet for ages and I haven't seen anything I like. These are awesome!



**Nathan:** I've been reading your blog for ages and I've found it really useful. Your ideas are great!

**3** Study the Grammar box and circle the correct option. Then underline examples of the Present Perfect and the Present Perfect Continuous in the blog post and comments.

### Grammar

### Present Perfect and Present Perfect Continuous

#### Present Perfect

They've made a lot of jewelry. (focus on result)  
She hasn't bought a new skirt. (focus on result)

#### Present Perfect Continuous

She's been looking for a new skirt for ages. (focus on activity)  
They've been taking pictures of the jewelry. (focus on unfinished action)

#### Be careful!

With state verbs (*know, understand, etc.*) you can only use the Present Perfect *Simple / Continuous*.

GRAMMAR TIME > PAGE 108

**4** **1.49** Circle the correct option. Listen and check.

- Here you are. I've made / I've been making you a necklace. Do you like it?
- I've been being / I've been interested in fashion since I was about twelve.
- I'm really tired. I've shopped / I've been shopping all morning.
- I don't know what to wear for the party. I've tried / I've been trying on five different dresses and I don't like any of them!
- I've been wearing / I've worn these shoes all evening and my feet really hurt!

**5** In your notebook, use the prompts to write questions using the Present Perfect or the Present Perfect Continuous.

- how long / you / have / your cell phone / ?
- how long / you / learn / English / ?
- how long / you / know / your best friend / ?
- how long / your favorite clothes store / be / open / ?

**6** **1.50** When is the pronunciation of "a" in *have* and *haven't* weak (/ə/) and when is it strong (/æ/)? Listen and check. Then practice the dialogues in pairs.

- A: Have you been waiting here for long?  
B: Yes, I have.
- A: Have you ever dyed your hair red?  
B: No, I haven't.

**Speak UP!**

**7** In pairs, ask and answer the questions in Activity 5.

- A: How long have you had your cell phone?  
B: I've had it for two years.

**And Y?U**



## 3.5

## LISTENING and VOCABULARY The National Museum of Fashion

I can identify specific information in a conversation and talk about clothes.

- 1 **CLASS VOTE** Do you think we can learn about life in the past by looking at old clothes and accessories? Why? / Why not?

- 2 **1.51** Label the pictures with the words from the Vocabulary box. Listen and check.

Vocabulary	Parts of clothes and shoes
button collar heel hood <u>laces</u>	
pocket sleeve sole zipper	



- 3 **1.52** Circle the correct option. Listen and check.
- I left my money in my coat pocket / collar.
  - There's a hole in the sole / button of my shoe. When it rains, my toes get wet!
  - This zipper / collar is really uncomfortable. It's too tight around my neck.
  - I can't walk in these shoes – the heel / hood is broken.
  - I can't take my jeans off! The zipper / sole is stuck!
  - It takes a long time to put my new boots on. They have long laces / sleeves.
  - I always leave the top heel / button open on my shirt.
  - My arms get hot in the summer, so I like to wear short sleeves / a short pocket.

- 4 Look at the pictures. What do you think these objects are? Discuss in pairs.

### The National Museum of Fashion

Take a fascinating journey through the different ages of fashion!



- 5 **1.53** Listen to a conversation between a radio presenter, Ryan, and a reporter, Sylvia, about the National Museum of Fashion. Put pictures a–c in the order you hear about them.

- 6 **1.53** Listen again. Circle the correct answer.

- Sylvia says the museum
  - is mostly about modern fashion.
  - b shows only clothes from the past.
  - has both old and modern clothes.
- "Chopines" were
  - fifteen centimeters high.
  - only popular in Venice.
  - in fashion between the fifteenth and seventeenth centuries.
- Who wore very tall chopines?
  - Both men and women.
  - Women who loved fashion.
  - Women who wanted to show their social status.
- A "ruff" is a type of collar that was popular
  - before the fourteenth century.
  - in the sixteenth and seventeenth centuries.
  - after the seventeenth century.
- A story says that Napoleon put buttons on his soldiers' sleeves
  - to help keep the uniforms cleaner.
  - in order for the soldiers to look better.
  - to make the uniforms more comfortable.

- 7 In pairs, describe the most unusual item of clothing you've ever seen. Take turns to ask and answer these questions.

- What was it?
- Where did you see it?
- What did it look like?
- Did you like it? Why? / Why not?






## 3.6

## SPEAKING Giving compliments

I can give and respond to compliments.

- 1 **CLASS VOTE** Do you usually comment when a friend is wearing new clothes or has a different hairstyle? Why? / Why not?

*If a friend of mine has a new hairstyle, ...*

- 2  1.54 Listen and read. How are Dan and Tom different? Answer in your notebook.



## WHERE ARE MY PANTS?

- Jay: Phew! I'm so glad that's over. I've been worrying about it all week. I hate being on stage.
- Tom: But you look great in that suit. I was a disaster!
- Jay: No, you weren't, Tom. Your kayak idea was awesome!
- Tom: Oh, thanks. You've made my day. Now, where are my pants?
- Skye: Tom, those shorts are so cool. You did really well.
- Tom: Really? But Dan and Nina were amazing. I love their style.
- Skye: Dan's being really moody.
- Later ...
- Nina: Dan, stop being stupid. You were great! Let's have a soda.
- Dan: No, I'm leaving now.
- Tom: Dan, what's up? Don't go.
- Skye: Nina and Dan are always together now.
- Tom: Are you jealous, Skye?
- Skye: No! It's just that you're always so nice, Tom, but Dan's **a bit of a big head**.
- Tom: Skye! That's not like you. What's the matter?
- Skye: I miss my old school.
- Tom: You'll be fine. Wait a second! Where are my pants? Dan!



*a bit of a big head*



*a little arrogant*

**Watch  
OUT!**

- 3 Study the Speaking box. Underline examples of giving and responding to compliments in the dialogue.

## Speaking

## Giving compliments

## Complimenting appearance

You look good / great in that suit / in pink / in that color.  
What a nice T-shirt!  
Your clothes are awesome.  
That jacket is cool.  
You have amazing hair / a nice smile.  
I like your style.  
You have great taste in clothes.  
It really suits you.

## Complimenting actions

You are / were awesome / amazing.  
You did really well.  
You're always so kind / helpful.

## Responding to compliments

Thanks. You've made my day.  
That's really nice of you.  
You've made me feel really good.  
Really? / Are you sure? / Do you really think so?

- 4  1.55 Order the sentences. Listen and check.

- 1 ☐ Yes, it suits you.  
☐ You look good in blue.  
☐ Yes, I got it yesterday, but I'm not sure about the color.  
☒ 7 That jacket is awesome! Is it new?  
☐ Are you sure?
- 2 ☐ Really? I was very nervous.  
☐ Thanks. You've made my day.  
☒ 7 That was a great show. You were awesome.  
☐ Honestly – you did great.

- 5 In pairs, read the compliments. Are they about appearance or actions? Take turns to choose one and say it to your classmate. Your classmate responds. How long can you keep the conversation going?

I love your hair.

You look good in that hat.

You have a nice smile.

Your clothes are really cool.

You were really great in class today.

You're always nice to people.

**And  
YOU**



## 3.7

## WRITING An email

I can write an email describing people's clothes and appearance.

- 1 **CLASS VOTE** Look at these ideas for costume party themes. Which one is your favorite? What other themes can you think of?

- Wild West
- celebrities
- beach party
- animals

- 2 Read Nina's email about her costume birthday party. What is the theme? Answer in your notebook.

Hi Melissa,

I haven't heard from you for ages. What have you been doing? I've been planning a costume party for my birthday next month and I'd love you to come.

The theme of my party is the 1980s, so you'll have to dress up! At that time girls used to wear short leggings under a mini skirt or polka-dot dresses with colored necklaces and plastic bracelets, and the guys wore baggy pants and jackets in bright colors. I've found an amazing outfit! I'm going to wear a checked dress with pink and red striped pantyhose, a bright green wig, and huge earrings!

By the way, I've made friends with some interesting people. They're pretty and really trendy and were in the school fashion show we had recently. They're also friendly and fun to be with. One of the girls has cool hair extensions and sometimes she wears crazy hats. I hope you can come to the party so that you can meet them.

Anyway, let me know if you can make it.

Bye for now.

Nina

Send

- 3 Copy the chart into your notebook and complete it with the adjectives from Nina's email. Can you add any other words?

Clothes	Accessories	Appearance	Personality
<i>short, mini</i>	<i>colored, plastic</i>	<i>pretty</i>	<i>interesting</i>

- 4 Look at the words in bold and match sentences 1–2 to descriptions a–b. Circle more examples in Nina's email.

- 1 ☐ We're having the party in the summer **so that** everybody can come.
- 2 ☐ The guests will be hungry, **so** I'm making lots of food.

- a shows the purpose of an action
- b shows the result of an action

- 5 Study the Writing box. Which phrases can you find in Nina's email? Underline them.

## Writing

## An email describing appearance

## Starting your email

I haven't heard from you for ages.  
What have you been doing / up to?  
Sorry I didn't write sooner, but I've been busy.  
I've got some great news!

## Describing clothes and appearance

I'm going to wear short leggings / baggy pants.  
I'm going to have a ponytail / a crazy hairstyle.  
She's / He's stunning / cool / handsome / pretty.

## Giving more information

By the way, ...  
I also wanted to tell you about ...

## Ending your email

Anyway, let me know if you can come / make it.  
Write back soon.  
Bye for now. / Speak soon.

- 6 Write an email to a friend about a costume party.

## Writing Time

- 1 **Find ideas**

Take notes about:

- the theme.
- what you're going to wear.
- the guests. Your cousin who is also going to the party. Describe your cousin and say why you would like you friend to meet him/her.

- 2 **Draft**

Write a draft for your email. Use descriptive adjectives to make the texts more lively and interesting.

- 3 **Share**

Share your text with another student for feedback. Listen to his/her opinion and suggestions.

- 4 **Check and write**

Make changes to your email and write the final version.



## WORDLIST

Clothes and accessories | Adjectives to describe clothes and accessories | Parts of clothes and shoes | Descriptive adjectives

accessories [n]	hairstyle [n]	scruffy [adj]
active [adj]	handsome [adj]	shopping mall [n]
appearance [n]	heel [n]	shorts [n]
awesome [adj]	hipster [n]	skater [n]
baggy [adj]	hood [n]	skinny [adj]
basics [n]	hoodie [n]	sleeve [n]
bead [n]	huge [adj]	social status [n]
beauty salon [n]	impress [v]	sole [n]
belt [n]	influence [v]	stage [n]
black-and-white [adj]	jealous [adj]	straighten [v]
boots [n]	jewelry [n]	striped [adj]
bracelet [n]	laces [n]	stunning [adj]
button [n]	leather [n]	style [n]
case [n]	leggings [n]	suit [n]
cause [v/n]	market [n]	survey [n]
checked [adj]	material [n]	sweater [n]
classy [adj]	mini [adj]	sweatsuit [n]
clothing [n]	necklace [n]	taste [v]
collar [n]	old-fashioned [adj]	theme [n]
collection [n]	outfit [n]	tight [adj]
compliment [n]	pair [n]	tip [v]
costume [n]	pale [adj]	trendy [adj]
cotton [n]	pants [n]	try on [v]
denim [n]	pantyhose [n]	uncomfortable [adj]
design [v/n]	pattern [n]	uniform [n]
designer [n]	plain [adj]	wig [n]
dress [n]	plastic [n]	woollen [adj]
dress up [v]	pocket [n]	worn-out [adj]
earring [n]	polka-dot [n]	zipper [n]
extension [n]	ponytail [n]	
fancy [adj]	pretty [adj]	
fashion show [n]	protect [v]	
fashionable [adj]	raincoat [n]	
fit [v]	reflect [v]	
flowery [adj]	rain boots [n]	
friendly [adj]	sale [n]	
gel [n]	sandals [n]	
gloves [n]	scarf [n]	
go viral [v]	scene [n]	

### WORD FRIENDS

be good-looking/in your thirties/  
slim/tanned  
have a pale complexion/a  
piercing/dyed hair/freckles/  
painted nails/pierced ears  
wear a wig/glasses/jewelry

## VOCABULARY IN ACTION

**1** Use the Wordlist to find and write in your notebook:

- three things you wear on your feet **boots**, ...
- five things that are part of a jacket **button**, ...
- three words to describe the size of a piece of clothing **baggy**, ...
- four words to describe the material something is made of **cotton**, ...
- five different kinds of patterns **checked**, ...

**2** Complete the sentences with words or phrases from Word Friends.

- Jo always has **painted nails**. She usually does them in a color to match her clothes.
- I wore a curly pink \_\_\_\_\_ to the party.

- My mom wears \_\_\_\_\_ for reading, but she doesn't need them all the time.
- My sister has \_\_\_\_\_ and she always wears really big earrings.
- It was really sunny at the tennis match yesterday. My face and arms are \_\_\_\_\_, but the rest of me is white!
- My brother doesn't wear any \_\_\_\_\_. He doesn't like rings or necklaces.



1.56

### PRONUNCIATION

Listen to this tongue twister and pay attention to the /ŋ/ sound. In pairs, practice saying the tongue twister quickly.

The **singing** **king** has been looking for his **ring**.

## SELF-CHECK

### 1 Write the correct word for each definition.

- A piece of jewelry you wear around your wrist. **b r a c e l e t**
- The bottom part of a shoe that touches the ground. **s** \_\_\_\_\_
- These keep your hands warm. **g** \_\_\_\_\_
- A top and pants that you usually wear for doing exercise. **s** \_\_\_\_\_
- Untidy and not new. **s** \_\_\_\_\_
- Very light in color. **p** \_\_\_\_\_

### 2 Complete the sentences with the words below.

**appearance** dyed earrings glasses  
heels hood

- I think some people spend too much time and money on their **appearance**.
- I think heavy \_\_\_\_\_ can damage people's ears.
- Oh, no! It's raining. Quick, put up the \_\_\_\_\_ of your jacket so your hair doesn't get too wet.
- I don't know why some women wear high \_\_\_\_\_. They look so uncomfortable!
- I think people who wear \_\_\_\_\_ look more intelligent.
- I believe people who have \_\_\_\_\_ hair are often more creative.

### 3 Complete the sentences with *for* or *since*.

- She's been wearing that jacket **for** \_\_\_\_\_ years – it looks really scruffy now!
- I've had pierced ears \_\_\_\_\_ I was ten.
- He's tried on five different pairs of sneakers \_\_\_\_\_ we came into this store!
- Laura has had dyed red hair \_\_\_\_\_ about a year.
- They've been looking around the fashion exhibition \_\_\_\_\_ hours.
- I've had this bracelet \_\_\_\_\_ my birthday. It was a gift from my mom.
- My brother hasn't had a party \_\_\_\_\_ he graduated from high school five years ago.
- I've been wearing these boots \_\_\_\_\_ twelve hours. My feet hurt!

### 4 Complete the article with the Present Perfect or the Present Perfect Continuous form of the verbs in parentheses.

#### Fashion you can eat?

For the last few days, designers <sup>1</sup> **have been** **preparing** (prepare) for today's fashion show. So what's different about this show? Well, the designers <sup>2</sup> \_\_\_\_\_ (make) all the outfits out of chocolate. Yes, that's right – chocolate! It's the first chocolate fashion show in this city and people <sup>3</sup> \_\_\_\_\_ (wait) in line all morning to buy tickets. One fashion fan told me, "I <sup>4</sup> \_\_\_\_\_ (be) to lots of fashion shows, but I <sup>5</sup> \_\_\_\_\_ (never/see) clothes made out of chocolate! I can't wait!" Of course, chocolate melts when it gets warm and the organizers <sup>6</sup> \_\_\_\_\_ (put) the air conditioning on cold, so if you're planning to come to the show, wear a hat and scarf!

### 5 In pairs, ask and answer questions about your day. Use the Present Perfect and the Present Perfect Continuous.

**What have you been doing this morning?**  
**Have you eaten breakfast?**

### 6 In pairs, role-play the situations.

- A: Tell your friend that you are not sure about your new haircut.

B: You like your friend's new haircut. Give him/her a compliment about his/her appearance.
- B: You have entered a design competition. Tell your friend you are worried that your fashion designs aren't good enough.

A: You think your friend is a good designer. Give him/her a compliment about the designs.

### 7 1.57 Listen. Then listen again and write down what you hear.


---

---

---

---


- 16** Look at the pictures to complete the crossword with parts of clothes.



Across



Down



- 17** Complete the phrases with the words below.

amazing look really so suits  
taste what

- 1 You look great in that shirt.
- 2 You did \_\_\_\_\_ well.
- 3 \_\_\_\_\_ a nice bracelet!
- 4 You're always \_\_\_\_\_ helpful.
- 5 It really \_\_\_\_\_ you.
- 6 You have great \_\_\_\_\_ in clothes.
- 7 You were \_\_\_\_\_.

- 18** Write the phrases from Activity 17 in the correct column.

Complimenting appearance	Complimenting actions
<u>You look great in that shirt.</u>	

- 19** Circle the correct option.

- 1 A: I like what you're wearing today.  
B: That's really nice / awesome of you.
- 2 A: You were amazing.  
B: Thanks, you've made / done my day.
- 3 A: You have great taste in clothes.  
B: Do you really think so / it?
- 4 A: You're always so kind.  
B: Oh, thanks. You've made me be / feel really good.
- 5 A: Your jacket is awesome.  
B: Are you know / sure? I don't know if I really like it.

- 20** Complete the dialogue with one word in each blank.

- Katie: What do you think about this dress, Liz?  
Liz: I love it! You <sup>1</sup> look great in that color.  
Katie: Do you <sup>2</sup> \_\_\_\_\_ think so? I'm not sure I like the pockets on the side.  
Liz: I see what you mean, but it really <sup>3</sup> \_\_\_\_\_ you, I think.  
Katie: Oh, thanks, Liz. That's really <sup>4</sup> \_\_\_\_\_ nive of you. Oh, look at these. <sup>5</sup> \_\_\_\_\_ nice boots! Why don't you try them on?  
Liz: OK. What do you think?  
Katie: Those boots <sup>6</sup> \_\_\_\_\_ awesome! You look great <sup>7</sup> \_\_\_\_\_ them.  
Liz: Oh, thanks. You have great <sup>8</sup> \_\_\_\_\_ in clothes.

- 21** Complete the sentences with **so** or **so that**.

- 1 Julie is going to a fancy dress party, so she needs to make a costume.
- 2 I'm washing your clothes this evening \_\_\_\_\_ they'll be ready in the morning.
- 3 I write a fashion blog \_\_\_\_\_ I can share my ideas with the world.
- 4 I want to be a fashion journalist, \_\_\_\_\_ I'm practicing by writing a fashion blog.
- 5 Mark can't see very well, \_\_\_\_\_ he wears glasses.

# SELF-ASSESSMENT

## Vocabulary

### 1 Complete the sentences with the words below.

button gloves pale rain boots scruffy  
sweatsuit

- 0 Put your gloves on. It is very cold.
- 1 James needs to buy some new clothes. His look is really old and \_\_\_\_\_.
- 2 When you come to the farm, bring a pair of \_\_\_\_\_ - it gets really muddy.
- 3 A \_\_\_\_\_ has fallen off my shirt.
- 4 I don't like black shirts. I prefer \_\_\_\_\_ colors.
- 5 You need a good \_\_\_\_\_ if you want to go running in winter.

☐ /5

### 2 Match words 0-5 to definitions a-f.

- 0 ☒ appearance
- 1 ☐ zipper
- 2 ☐ dyed
- 3 ☐ heel
- 4 ☐ earrings
- 5 ☐ freckles
- a not its natural color
- b jewelry you wear on your ears
- c what you look like
- d the bottom, back part of a shoe
- e used to close a jacket
- f small brown dots on your skin

☐ /5

## Grammar

### 3 Complete the sentences with the Present Perfect Continuous form of the verbs in parentheses.

- 0 We have been working (work) hard.
- 1 Sally \_\_\_\_\_ (study) for ages.
- 2 Our dog \_\_\_\_\_ (run) around the yard.
- 3 We \_\_\_\_\_ (not wait) long.
- 4 The children \_\_\_\_\_ (make) a lot of noise.
- 5 He \_\_\_\_\_ (not write) his blog much.

☐ /5

### 4 Circle the correct option.

- 0 How long have you known / you been knowing Jim?
- 1 Julia has had / been having pierced ears since she was fourteen.
- 2 How long have you worn / been wearing glasses?
- 3 I'm so full. I've eaten / been eating three sandwiches!
- 4 Hi, James! We have waited / been waiting for you!
- 5 Where were you? I've been trying / tried to call you since we left school.

☐ /5

### 5 Complete the text with the Present Perfect Simple or Continuous form of the verbs in parentheses.

#### Clothes and memories

Yesterday I found an old T-shirt which

I <sup>0</sup> have had (have) for five years.

I <sup>1</sup> \_\_\_\_\_ (grow) a lot since then.

I remember wearing it on vacation in Italy one year.

I <sup>2</sup> \_\_\_\_\_ (think) about that vacation a lot.

I <sup>3</sup> \_\_\_\_\_ (find) a blanket, too. I used

to sleep with it when I was little! I have to stop now

though because I <sup>4</sup> \_\_\_\_\_ (do) this all

afternoon, and I <sup>5</sup> \_\_\_\_\_ (not finish) my homework yet!

☐ /5

## Speaking language practice

### 6 Complete the dialogues with one word in each blank.

- 1 A: What a <sup>0</sup> nice/great T-shirt!  
B: Do you really <sup>1</sup> \_\_\_\_\_ so?
- 2 A: You did <sup>2</sup> \_\_\_\_\_ well today.  
B: Thanks, that's really <sup>3</sup> \_\_\_\_\_ of you.
- 3 A: You <sup>4</sup> \_\_\_\_\_ amazing in the game yesterday.  
B: Thanks! You've <sup>5</sup> \_\_\_\_\_ me feel really good.

Vocabulary

Grammar

Speaking language practice

Your total score

☐ /10

☐ /15

☐ /5

☐ /30



1 Look at the pictures and complete the words for jobs.



1 p l u m b e r



2 m \_\_\_\_\_



3 c \_\_\_\_\_



4 s \_\_\_\_\_



5 l \_\_\_\_\_



6 l \_\_\_\_\_

2 Choose a word from A and a word from B to form occupations. Match them to what people are saying.

A app fashion flight travel

B agent attendant designer (x2)

I organize people's summer vacation for them.

1 travel agent

I travel by plane in my job.

2 \_\_\_\_\_

I design and create fashionable new clothes.

3 \_\_\_\_\_

I write programs and games for cell phones.

4 \_\_\_\_\_

3 **WORD FRIENDS** Circle the correct options to complete the text.

### My brother's new job

When my brother finished college, he immediately started <sup>1</sup>looking for / having a job. One day he saw an ad for a job he liked, so he decided to <sup>2</sup>look / apply for it. The company liked his résumé and they asked him to come in and <sup>3</sup>meet / have an interview. A week later, they called him and told him he was successful. They asked him to come back the next day to <sup>4</sup>get / sign a contract and <sup>5</sup>meet / look for his colleagues. He's been there for a year now and really enjoys it. They said that if he works hard, he'll <sup>6</sup>get / apply for a promotion!

4 Circle the correct answer.

- My boss told me that I'm going to get a pay \_\_\_\_\_ next month!
  - up
  - increase
  - ☒ raise
- My cousin has a really \_\_\_\_\_-paid job in the city.
  - good
  - well
  - hourly
- You can choose from two \_\_\_\_\_ : 6 a.m.–2 p.m. or 2 p.m.–10 p.m.
  - overtime
  - shifts
  - vacations
- Harry had a \_\_\_\_\_-time job when he was at school, working on Saturdays.
  - full
  - part
  - permanent
- In this job you'll get four weeks' paid \_\_\_\_\_ a year.
  - vacation
  - bonus
  - shift

**5** Complete the text with one word in each blank.

My cousin works as a <sup>1</sup>m anager in a computer <sup>2</sup>c \_\_\_\_\_. It's a <sup>3</sup>w \_\_\_\_\_-p \_\_\_\_\_ job and she <sup>4</sup>e \_\_\_\_\_ a good salary. If she does well, she gets a big <sup>5</sup>b \_\_\_\_\_ at the end of the year. Recently she got a <sup>6</sup>p \_\_\_\_\_. She got a bigger office and a big <sup>7</sup>p \_\_\_\_\_ r \_\_\_\_\_, but now she has to work a lot of <sup>8</sup>o \_\_\_\_\_; sometimes she doesn't finish work until 9 p.m. But her dream is to work in the music industry – she wants to become a <sup>9</sup>m \_\_\_\_\_ c \_\_\_\_\_. She's been looking <sup>10</sup>f \_\_\_\_\_ a job, but it's really difficult. First, you have to gain a lot of work <sup>11</sup>e \_\_\_\_\_, but she can't do that in her current job. She's determined to follow her dream. She even joked once that she wants to get <sup>12</sup>f \_\_\_\_\_ so she can go and do it!

**6** Circle the correct option.

- Naomi was rude to several customers and she is going to get / will get fired from her job at the café!
- We need to hurry – class starts / will start in ten minutes.
- I don't think Sally will get / is getting the job working at the summer camp. She doesn't have enough experience.
- I don't know how to prepare for the job interview. Will / Do you help me?

**7** Complete the text messages with the correct form of the verbs in parentheses.

Did you remember to buy milk?

Oh no, sorry! I <sup>1</sup> \_\_\_\_\_ 'll get (get) some on the way home. ☺

What are you up to this weekend?

I <sup>2</sup> \_\_\_\_\_ (meet) Chris and Fiona for a pizza on Saturday evening.

Great! Fiona had an interview for a summer job today, didn't she?

Yes, and I think she <sup>3</sup> \_\_\_\_\_ (get) the job. It sounds perfect for her.

**8** Read the dialogue. Circle the correct answers to complete it.

Paul: Do you have any plans for the summer, Jamie?

Jamie: Not really. I think I <sup>1</sup> \_\_\_\_\_ at home. What about you?

Paul: I <sup>2</sup> \_\_\_\_\_ a summer job – it's all arranged.

Jamie: Wow, really? What <sup>3</sup> \_\_\_\_\_?

Paul: Well, I <sup>4</sup> \_\_\_\_\_ at the publishing company my aunt works for – she's an editor there. I can choose whether I want to work in the office or have training as a journalist.

Jamie: So what <sup>5</sup> \_\_\_\_\_?

Paul: I <sup>6</sup> \_\_\_\_\_ as a journalist. It will be badly-paid, but I think it <sup>7</sup> \_\_\_\_\_ more interesting than office work.

Jamie: Definitely! That sounds great, Paul. I'm jealous! You <sup>8</sup> \_\_\_\_\_ me all about it when you're there.

Paul: Of course! I <sup>9</sup> \_\_\_\_\_ you on the first day to let you know how I'm getting on.

Jamie: Thanks. Oh, is that the time? I should go. My train <sup>10</sup> \_\_\_\_\_ in three minutes! See you!

Paul: Bye, Jamie. Speak soon!

- ☒ a 'll just relax      b 'm just relaxing  
c just relax
- ☐ a 'm getting      b 'll get  
c get
- ☐ a do you do      b will you do  
c are you going to do
- ☐ a work      b 'm working  
c 'll work
- ☐ a are you doing      b do you do  
c will you do
- ☐ a am going to train      b will train  
c am training
- ☐ a is being      b be  
c will be
- ☐ a 'll must tell      b 'll have to tell  
c 're having to tell
- ☐ a 'm texting      b 'll text  
c 'm going to text
- ☐ a leaves      b will leave  
c can leave

## 9 Match words and phrases 1–6 to definitions a–f.

- |   |  |
|---|--|
| 1 <input checked="" type="checkbox"/> opportunity | 4 <input type="checkbox"/> good communicator |
| 2 <input type="checkbox"/> eye for detail         | 5 <input type="checkbox"/> physically fit    |
| 3 <input type="checkbox"/> vacancy                | 6 <input type="checkbox"/> available         |
- a someone who is able to express ideas clearly  
 b chance to do something  
 c an available job for someone to do  
 d ready to start work  
 e be good at noticing small, but important things  
 f someone who is healthy and strong

## 10 Read the ads for part-time jobs. Match the jobs below to the ads. There is one extra job.

app tester   children's entertainer   fashion designer  
 soccer coach   trainee journalist

**A** fashion designer **Put your skills into practice!**

Are you interested in the latest styles? Are you creative and good at art? If so, Walkwise is looking for a young person to create new looks for our teen department. This is a great opportunity to gain experience in the clothing industry. We offer flexible hours and we'll pay you for each design we use. We'll also give you samples of your designs to wear. Call Sue Donaghy on 555 528 943 for more details.

**B** \_\_\_\_\_ **5-3-2 Magazine**

We are an online soccer magazine aimed at teenagers and we are looking for someone who wants to be part of our team of content creators. This is a great opportunity for someone with an eye for detail and excellent writing skills. You won't earn a lot, but you'll gain some really useful experience and work with a team of people who are also soccer-crazy! It's a part-time job, working in our office on Kent's Hill Road. Hours are from 9 a.m. until 3 p.m. on Saturdays. Visit our website at [www.532mag.com](http://www.532mag.com) for information on how to apply.

**C** \_\_\_\_\_ **Fairytale Parties: new vacancy**

We're looking for a new party princess or prince to provide entertainment at children's parties. You will need to be a good communicator who likes working with children. You will also have to be physically fit because the job involves singing, dancing, and acting with groups of very energetic young children. You need to be available to work on weekends. If this sounds like the job for you, send your résumé to [info@ftparties.com](mailto:info@ftparties.com).

**D** \_\_\_\_\_ **Exciting opportunity at Zilo Games!**

Are you into technology and creative? Do you enjoy playing games on your cell phone? Would you like to play and test cell phone games and get paid for it? This is an exciting part-time job for somebody aged between fourteen and sixteen who loves playing games all the time. You will also have some training in designing apps. If this is for you, then send a description of your favorite game and why you like it in no more than 150 words to [zilo@zilo.com](mailto:zilo@zilo.com).

## 11 Three young people are looking for an interesting part-time job. Match the people to ads A–D. There is one extra ad.

☒ **Lisa**


Lisa loves performing and also plays soccer on her school team. She usually does a lot of babysitting and is now looking for a new challenge. She's very sociable and loves working with lots of different people.

☐ **Silvia**

Silvia is seventeen years old. She is very creative and spends a lot of time on her cell phone, using different types of apps. She's also very good at drawing. She loves shopping for clothes, but needs to get a part-time job so she can buy them.

☐ **James**

James is really into soccer and cycling. He also loves playing different types of sports games on his cell phone and then writing reviews of them in his own blog. His blog is very popular and he spends a lot of time writing posts on weekends.



## 12 Match 1–6 to a–f to form sentences.

- 1 ☒ At 6 p.m. tonight I'll
  - 2 ☐ When will
  - 3 ☐ Harry and Andrew won't be
  - 4 ☐ In twenty
  - 5 ☐ Next summer, Anya
  - 6 ☐ What will you be
- a years, I'll be working for a big company.
  - b doing at 10 p.m. tonight?
  - c be having dinner with my family.
  - d will be working at a summer camp.
  - e Liz be having her interview?
  - f working here next year.

## 13 Complete the blog post with the Future Continuous form of the verbs below. There is one extra verb.

apply design earn gain get  
have start study relax

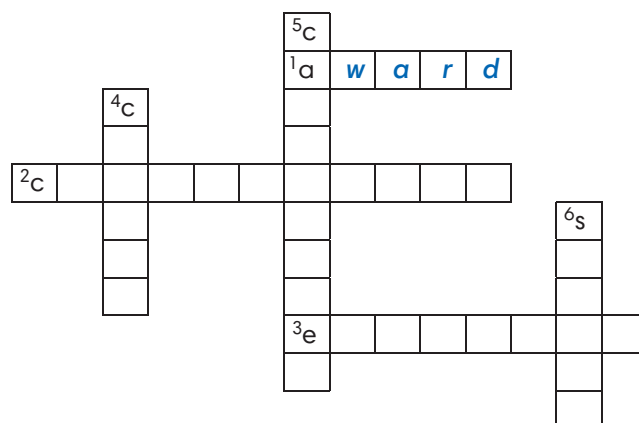
### How I'll get my dream job

I love technology and my dream is to become an app designer. These are the things I think I'll be doing at different times to achieve this dream:

- 1 This year I will be studying for my tests.
- 2 In two years, I \_\_\_\_\_ for college.
- 3 While I'm in college, I \_\_\_\_\_ my own apps.
- 4 In five years, I \_\_\_\_\_ job interviews.
- 5 In ten years, I \_\_\_\_\_ a lot of experience in a tech company.
- 6 In fifteen years, I \_\_\_\_\_ my own company.
- 7 In twenty years, I \_\_\_\_\_ a lot of money.
- 8 In thirty years, I'll retire and I \_\_\_\_\_ on a beach!

**What about you? What's your dream job?**

## 14 Use the clues to complete the crossword.



### Across

- 1 My sister has won an award for her school project.
- 2 At the end of the course, all the students will get a \_\_\_\_\_.
- 3 This \_\_\_\_\_ pays its staff well and gives them five weeks' paid vacation a year.

### Down

- 4 When I graduate, I'd like to start a successful \_\_\_\_\_ as a doctor.
- 5 There were ten \_\_\_\_\_ at the job interview, but only one was successful.
- 6 Last week a computer programmer came to our school to give a \_\_\_\_\_ about her job.

## 15 Match 1–6 to a–f to make instructions for a cheese and tomato pizza.



- 1 ☒ First,
  - 2 ☐ Don't forget
  - 3 ☐ Put the cheese and tomato on the pizza base. Try not
  - 4 ☐ Put the pizza in the oven. After a
  - 5 ☐ That seems
  - 6 ☐ Then what
- a to spill any tomato over the sides of the pizza.
  - b grate the cheese and cut up the tomato.
  - c few minutes, take it out again.
  - d do I do?
  - e easy.
  - f to turn on the oven and let it get hot.