

4

At the farm

How can I make a toy farm?

I will learn farm words.

1 Look at the picture.
What can you see?

2 Stick the farm animals
on the picture.

3 Listen, point, and repeat.

4 Listen and say.

SONG TIME

5 Listen and point. Then sing along and dance.



6 Look and say.



Story lab

ENJOYING A STORY

I will listen to a story about a fox.

1 Listen to the story.

The red fox



2 Help the fox find its cubs. Look and say.





3  Make marbled eggs. Describe your eggs.

4  Act out in groups. Use your eggs.



Sound lab


A AND F


I will learn the
a and f sounds.


1  Listen, point, and repeat.





2  Listen, point, and repeat. Follow the maze and say.



3  Say the numbers. Circle the numbers that start with f.



4  Make letters using natural materials. Say the sound.



Experiment lab


SCIENCE: FOOD FROM ANIMALS

I will learn about food from animals.

1  Listen and follow.



Watch a video about bees.



2 Number in order.

CODE
CRACKER



3  Make a collage about where food comes from.

EXPERIMENT TIME

How can I make butter?



Shut the gate!

COMMUNICATION

I will give instructions.

1 Circle five differences and say.

CODE CRACKER



1



2



2 Watch and write the number.
Then say and match to a picture in 1.

MATH
ZONE




Values

Take care of animals.

3



Watch again. Draw 😊 or ☹️.



4



Listen and play *Teddy* says.



5



Make and play *Shut the gate*.



PROJECT AND REVIEW

Make a toy farm

Step 1

Research



Research farm animals.



What animals can you see at a farm?



Step 2

Plan



Decide where the animals live.



Where do the animals live?



Step 3

Create




Make your toy farm.



What materials can I use?



Find out about
baby animals.



Step 4

Show and tell



Talk about your toy farm.



Now I can ...

... use farm words.

... talk about
farm animals.

... give
instructions.

2 Checkpoint

UNITS 3 AND 4

1  Point and say. Then draw four pictures from Units 3 and 4.



2  Listen and play *Four in a row*.






3  Play *Look and find* with your partner.


Culture 2

ANIMALS IN MUSIC

1   Listen and guess the animals.

2  Listen and point.



3  Make your own chicken in a cup musical instrument. Play *What's that music?*



My Culture

Find out about music and animals in your country.

4  Describe the music to your partner.

