

2

Let's be happy at home

Lesson 1



Where are the children?

1

2.01

Listen and explore.

1 kitchen

2 living room

3 hallway

5 garage

7 stairs

I have
a bedroom.
I don't have
a garage.

Tell me!

Where do you live?

2

2.02

Listen, stick, and say.

3

Trace and read.

4



Watch and listen.

Lesson 2

1

2.03

Sing and act.



Where's Peanut?

In the kitchen or the living room?

In the bathroom or the bedroom?

In the garage or on the stairs?

Where's Peanut?

He's in the yard!

Yes! Yes! Yes!

2

2.05

Listen and match.
Then say.

1

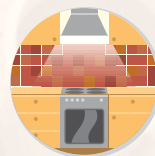

Mom

2

Dad

3

Grandma

Where's Mom?
She's in the living room.

I can shine!

3



Ask and answer.

Where's Clara?

She's in the
yard.

I can name places in a house.

Lesson 3

1 Look at the story. Where is Clara? Check (✓).



living room

☐


kitchen

☐


yard

☐

2   Listen or watch.

Rise
and
Shine

Explorers Club



My favorite room is the kitchen.

The house is great!



I like the chair! It's fun!

Oh, and look at this lamp! It's beautiful!




Where's Peanut?



Hmm... I don't know. Let's look in the hallway.

I can't see him. Let's look in the bathroom...



Let's imagine!

What can you do to feel happy at home?

I can shine!

- 3** Who has a bedroom in the yard? Read and circle.

Basil

Peanut

Clara

- 4** Role-play the story.

I can understand a story about places in a house.



Lesson 4

- 1  2.08 Listen and find. 2  2.09 Listen and number. Then say.



- 3  2.10 Listen, read, and say.



Chant

*Where's the lamp? It's on the table.
Where's the table? It's next to the bed.*

Where's the table?
It's next to the bed.



- 4 Look and circle four differences. Choose, write, and say.



Where's _____?
It's _____.



Where's _____?
It's _____.

Lesson 5

1




Listen and match.


1



2



3



2



Look. Then play. Add one more.

Where's the lamp?


It's in the bedroom. It's on the table.

3



Listen, write, and say.

My sounds



A red lamp in the living room.

I can shine!

4



Cut out and fold. Then play.

Where's the cat?

It's in the bedroom. It's on the bed!

I can say where things are in my house.





Lesson 6

1



Listen, look, and find.

2



Listen, point, and say.



tree house



igloo



cave



tent

3

Which home? Look and write. Then say.

1



2



3



4



- 1 _____
- 2 _____
- 3 _____
- 4 _____

4



Watch and listen.



Think and share!

What makes a home?

Lesson 7

Making suggestions

1  2.17 Read. Then listen and write.

To do list



1. tablet on the _____
2. backpack on the _____
3. pajamas on the _____

Let's put the tablet here.

Yes, great idea!



2 Choose. Then write.

books erasers
notebooks
pencils rulers

To do list

I can shine!

3 Clean your desk. Then say.

Let's put the pencils here.

Great idea!



I can make a suggestion.




Let's design a perfect house

Step 1

Review

bathroom bedroom garage hallway
kitchen living room stairs yard

1 Look and write.



2 Look and circle. Then ask and answer.

Where's the cat? It's in the yard / living room.

Where's the fish? It's in the kitchen / bedroom.

3  Look. Then play.

Where's the lamp?

It's on the table.

4 What's your favorite room? Write.

I like my _____.


Step 2

Create

- 5 Which homes do you like?
Check (✓) or put an X.



- 6  Make a plan of your perfect house.




- 7  Decide where to put things in your house.

Let's put the lamp
on the table.

Great idea!

Time to shine!

- 8  Share your house design with the class.

What a great
house!

It's a tent
house. This is the
living room. The
couch is next to the
table.



I care about my home.

2

Review

1

Important to me

1 2.18 Listen and number.



Do you have a backpack?

2 Look and point. Then ask and answer.

3 Read and write.

bedroom living room yard

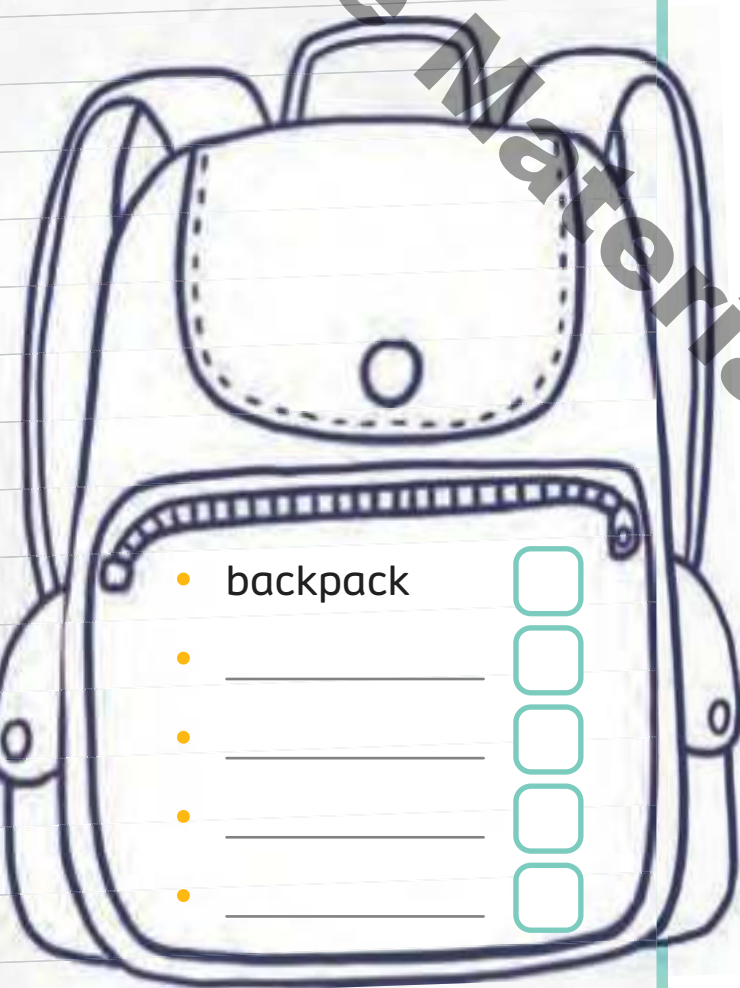
Yes, I do.

- 1 Where's the ? It's in the _____.
- 2 Where's the ? It's in the _____.
- 3 Where's the ? It's in the _____.

Time to shine!

Mini-project

- 4 Complete the checklist for you.




Do you have a backpack?

He has a watch.

Where's the coat?

- 5  Read and check (✓).

1 I can read and write words about homes and things.



2 I can talk about my home and my things.



3 I can comment on a picture.



4 I can say where things are.



- 6  Vote. Say and sing.

My favorite song is

My favorite new word is
