

3

How does the weather change?


What do you know?

1 What do you learn about in this unit? Read and complete.

We learn about the outside and the we wear.

2  Watch the video. Read and circle.

- | | |
|-------------------------------------------------------------|-------------------------------------------------------|
| 1 Max is wearing a sweater / T-shirt . | 3 The water is very hot / cold . |
| 2 Kitty is wearing a dress / pants . | 4 The ice is very hot / cold . |

3  Watch the video again. Number the sentences in the correct order.

4 What's the weather like in your town/city today? Draw and write.



- Kitty is putting the bowl on the vase.
- Kitty is putting the ice in the bowl.
- It's raining!
- Kitty is taking the ice out of the bag.
- 1** Kitty is pouring the hot water into the vase.
- It's a cloud.

It's

Vocabulary 1

1 Read and circle.

- 1 Listen to that loud noise! It's **thunder** / **lightning**!
- 2 In a big **storm** / **sleet**, there's wind, rain, thunder, and lightning.
- 3 It's very **foggy** / **windy** today. Let's fly a kite!
- 4 I can't see anything in this **windy** / **foggy** weather.
- 5 **Thunder** / **Sleet** is cold and wet.
- 6 **Lightning** / **A tornado** is a very strong wind.
- 7 Small balls of ice are falling from the sky. It's **thunder** / **hail**!
- 8 **Lightning** / **Sleet** is a bright light in the sky.

2 Look, read, and circle T (true) or F (false). Then write the correct word.

- 1 It's Monday today.
It's windy. **T** **F**

.....

- 2 It's Tuesday today.
There's hail. **T** **F**

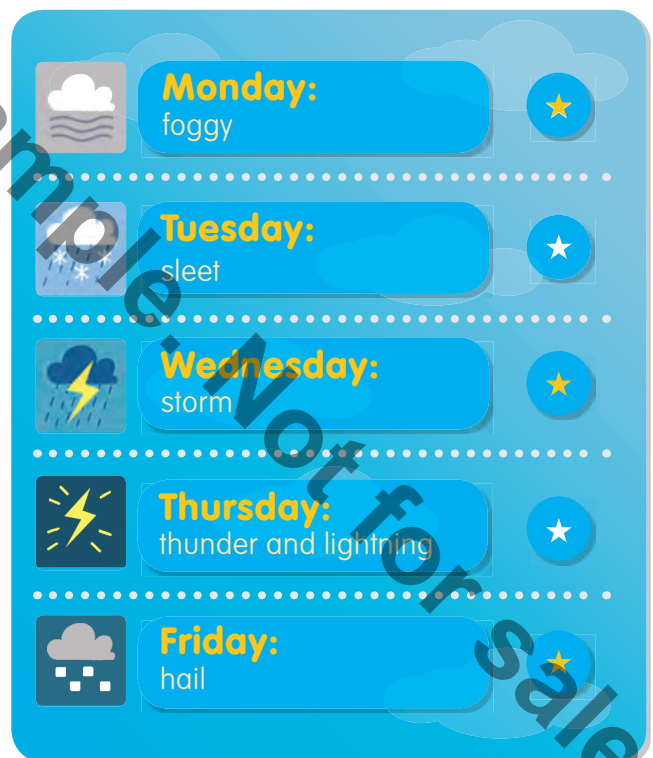
.....

- 3 It's Wednesday today.
There's a storm. **T** **F**

.....

- 4 It's Thursday. There's thunder
and lightning. **T** **F**

.....



- 5 It's Friday. There's
sleet. **T** **F**

.....

3 Look, read, and write.



Is there lightning? No, there's
sleet !



Is that a light in the sky? No,
it's !



Is there thunder? No, there's
a



Is it cloudy? No, it's



Is that rain? No, it's !



Is it sunny? No, it's

Word study: weather words ending in -y

4 Read and write.

Some weather words say what things are like: *cloudy, windy, sunny*. The last letter in these words is .

Some weather words say what there is: *there's a storm, there's hail*.

5 Circle the weather words ending in -y.

windy storm hail foggy lightning sunny

Reading 1

1 Read *The Water Cycle*. Number the sentences in the correct order.

..... The rain falls into the ocean, and the cycle starts again.

..... The vapor changes and becomes a cloud.


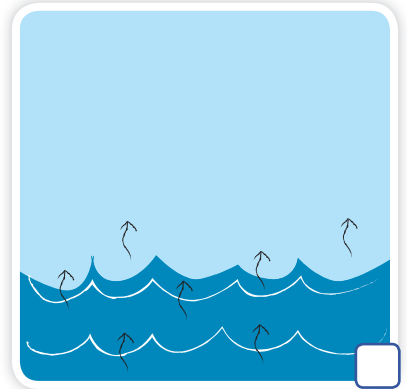
1 The sun makes the water in the ocean hot.

..... The rain falls onto the earth, trees, and grass.

..... The water in the ocean goes up into the air and becomes vapor.

..... Water vapor makes the cloud heavy, and it starts to rain.

2 Look at Activity 1. Number the pictures in the correct order.



3  Why do we need rain? Think and write.

We need rain for plants and grass.

Grammar 1

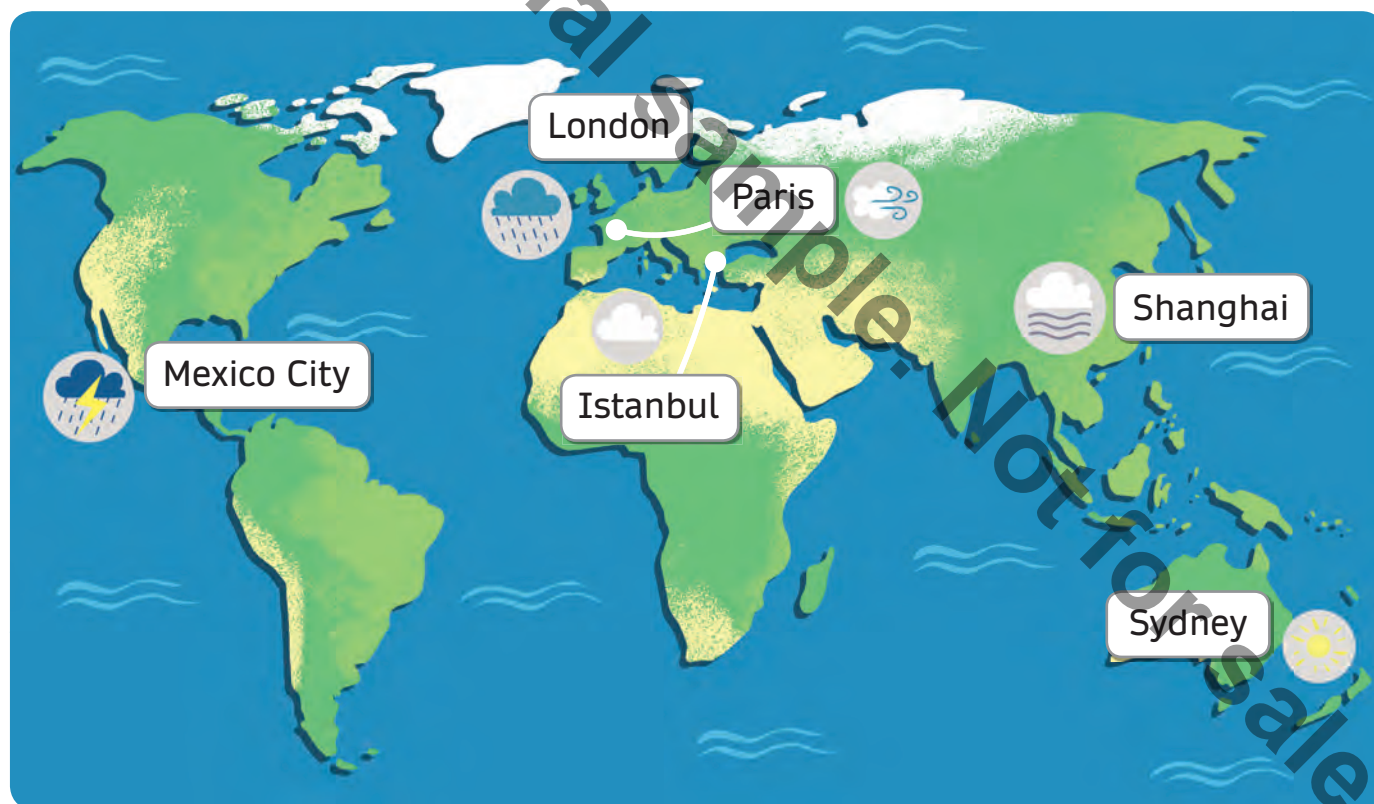
It's rainy / sunny / foggy / stormy / cloudy / windy.

1 What's the weather like? Read and write.

- 1 There's fog. *It's foggy.*
- 2 There's a storm.
- 3 Look at the sun!
- 4 There's a lot of wind.
- 5 There's rain today.
- 6 There are clouds.



2 What's the weather like around the world? Look and write.



- | | | | |
|---------------------------|--------------|---------|-----------------|
| 1 <i>It's rainy</i> | in London. | 4 | in Mexico City. |
| 2 | in Shanghai. | 5 | in Istanbul. |
| 3 | in Sydney. | 6 | in Paris. |

Hot.

Too hot!

Cold.

Too cold!

3 Look, choose, and write.

It's too hot!

~~It's too cold!~~

It's too cloudy!

It's nice and hot.

It's too windy!

1




I can't swim.
It's too cold!

2




Oh, no!

3



Mmm.

4



I can't see the plane.

5



Phew!

Vocabulary 2

1 Find and circle eight clothes words.



2 Complete the chart. Use the words from Activity 1.

On your head	On your feet	Around your neck	On your body

3 Look, read, and circle.



Tina



Beth



Tom

- 1 Tina's wearing **slippers** / **flip flops** / **sneakers**.
- 2 She's wearing a **sweater** / **sweat suit** and a **shirt** / **dress**.
- 3 Beth's wearing a **jacket** / **robe**.
- 4 She's wearing **shoes** / **slippers**.
- 5 Tom's wearing a **T-shirt** / **sweater**.
- 6 He's wearing a **scarf** / **cap**.

4



Listen and color.



Vocabulary challenge: temperature

5

Look, choose, and write.


cold



hot



warm



6

Look at Activity 5. Read and write.

- Which word means very, very hot?
- Which word means very, very cold?
- Which word means the weather isn't cold and isn't warm?

Reading 2

1 Read *Our Favourite Weather*. Look, read, and match.



- 1 The children are running. They're flying kites. ☐
- 2 The children are too hot. They're playing on the beach. ☐
- 3 The children are too cold. They're making snowmen. ☐
- 4 The children are wet. They're splashing in puddles. ☐

2 Read *Our Favourite Weather* again and check (✓).

- 1 The wind's blowing, the children are
 - a wearing hats and scarves. ☐
 - b too cold. ☐
 - c putting on their boots. ☐
- 2 It's sunny, the children are
 - a putting on coats and hats. ☐
 - b taking off their coats. ☐
 - c running. ☐
- 3 It's raining, the children are
 - a putting up umbrellas. ☐
 - b playing on the beach. ☐
 - c taking off their coats. ☐
- 4 The children like
 - a sunny weather. ☐
 - b windy weather. ☐
 - c all kinds of weather. ☐

3  Think and write.

- 1 What's your favorite weather?
- 2 What are you wearing?
- 3 What are you doing?

Grammar 2

I'm running.

We're playing soccer.

You're wearing a robe.

You're wearing caps.

He's talking.

They're putting up their umbrellas.

1 Look, read, and circle.



2 Read and write.

1 Look at my new T-shirt!

..... I'm wearing a new T-shirt.

2 My sister's watching a movie.

..... watching a movie.

3 The monkey's playing tennis!

..... playing tennis!

4 My friend and I are wearing jeans.

..... wearing jeans.

5 My dad's putting on brown shoes.

..... putting on brown shoes.

6 The children are wearing flip flops.

..... wearing flip flops.

7 I like your sneakers.

..... wearing sneakers.

3 Write sentences. Then look and match.

- 1 She / wear / sneakers.

She's wearing sneakers.

- 2 They / wear / jeans.


- 3 He / wear / flip flops.



I **love** my scarf.



I **hate** my sweat suit.



4 What about you? Read and circle.

- 1 I **love** / **hate** my cap. It's too big, and I can't see!
2 I **love** / **hate** my sweater. It's too hot.
3 I **love** / **hate** my red T-shirt. Red's my favorite color.

5



Draw and write about your clothes.



I love my

I hate my

Writing

1 Look, choose, and write.

black blue brown gray white

Today it's sunny! I'm wearing my ¹ jeans,
a ² T-shirt, my favorite ³ cap,
and my ⁴ and blue sweater. On my feet,
I'm wearing ⁵ sneakers. I'm going to the park.

Remember

- 1 Read.
- 2 Get ready to write.
- 3 Now write!



2 Write for you.

- 1 What day is it?
- 2 What's the weather like today?
- 3 What are you wearing?
- 4 What are you doing?

3 Draw a picture of your clothes and write a journal. Use the sentences in Activity 2.



.....

.....

.....

.....

.....

.....

.....


.....

Now I Know


1 Look and write the letters in order.




ygogf




tseel




rsomt



nutrehd




higlngtni



ihla



iydwn



atrdoon

2 Look and write.



1

3

5

2

4

6

3 Read and write *too hot* or *too cold*.

1 I'm not wearing a scarf today. It's !

2 I'm not wearing flip flops today. It's !

4 Look and write. Use color words.

1 What's she wearing?

She

2 What's he wearing?

He



Things I learn

1 What weather words do you know?
What clothes are you wearing in that weather?



It's windy . I'm wearing a sweat suit .

It's I'm wearing

2 My new words! Draw and write.

3 My favorite words in this unit!

My three favorite words in this unit are