

3

# How does the weather change?

## Listening

- I can understand what others like and don't like.

## Reading

- I can understand simple sentences about the weather.

## Speaking

- I can say what the weather is like.

## Writing

- I can write about what people are wearing.








**1** Circle the weather words in blue and the clothes in red.

boots cloudy coat cold  
dress dry hat hair  
hot jeans nose  
November pants rainy  
red snowy socks store  
sunny sweater T-shirt  
today Tuesday warm

**2**  Look at the picture and discuss.



- 1 What's the boy doing?
- 2 Does it rain a lot in your country?
- 3 Do you like rain?

**3**   Watch the video.  
Then check (✓) the correct answer.



What are they making?

ice ☐ rain ☐ ice cream ☐

 British	 American
swimming costume	swimsuit/ bathing suit
sitting room	living room



# Vocabulary 1

1



Listen and repeat.

1-20



2



Listen and number.

1-21

3




Listen and say.

1-22


4

Write. Describe the weather in the pictures.

1



2



There are dark clouds in the sky.

.....

.....

.....

.....

.....

.....

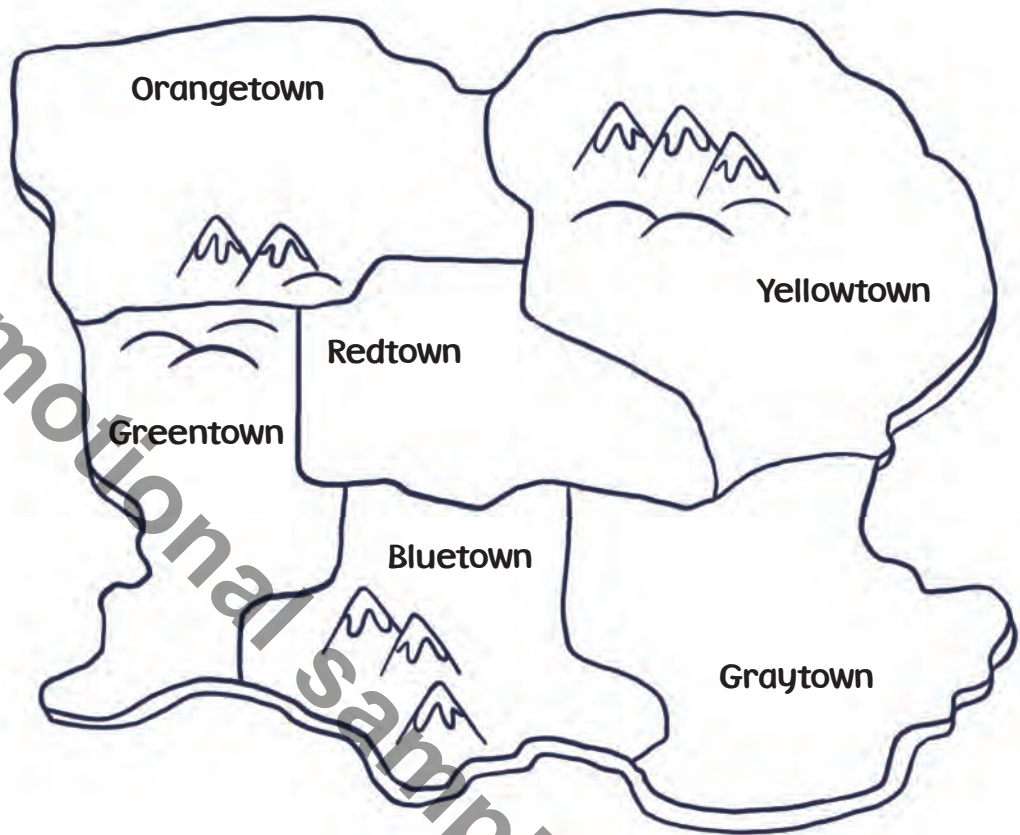
.....

.....

.....

.....

**5**  Make a weather map. Choose and draw. Then talk to your friends.



Is there a storm in Yellowtown?

No, there's sleet!

## Pre-reading 1

**1** What do you want to know about rain? Circle.

- 1 Where does rain come from?
- 2 What are clouds made of?
- 3 Does it always rain when it's cloudy?



### Reading strategy

What do you want to know about a topic?



# Reading 1

2



Read *The Water Cycle*. Check your answers from Activity 1.




## Reading strategy

What do you want to know about a topic?

# The Water Cycle

1




I'm hot!

I have a lot of water!

When the water in the ocean is hot it changes. It becomes vapor. It goes up into the air. It goes into the sky.

This is the ocean and the sun. There's a lot of water in the ocean. The sun is hot! The sun makes the water hot. Now the ocean is hot, too!

2



I'm going up!

The wind moves the vapor. The vapor changes. It becomes a cloud! Clouds are made of water vapor.

This is a small cloud. It doesn't have much water vapor in it. It isn't heavy. It's light.

3



I'm not a rain cloud!



**3** Read *The Water Cycle* again. Label the picture. Choose and write.

ocean    cloud    vapor  
sun    rain

**4** Talk with a friend. When do you use water? Check (✓). Can you think of more?



4

I'm a rain cloud!

This is a big cloud. It has a lot of water vapor in it. It's heavy. Water falls from the sky in the form of rain, **sleet**, **hail**, or snow.

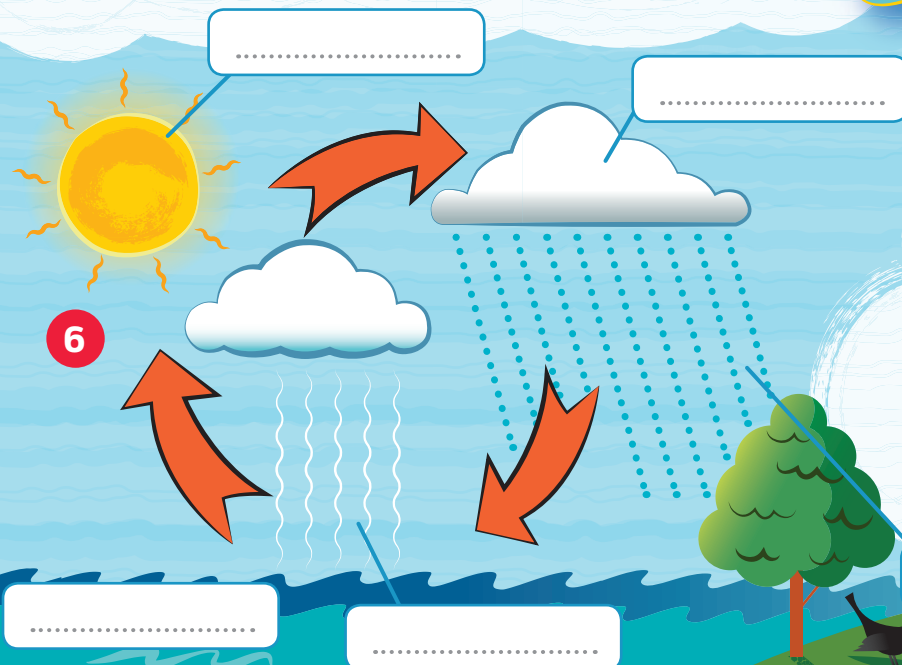
Now the cloud is very heavy. A **storm** is coming, **thunder** and **lightning** strike! It's **windy**! Look. The water is coming out of the cloud again. It's raining! The rain falls onto the earth. It falls onto the grass and trees. They love rain! The rain falls into the ocean, too!

5



Water goes into the ocean, up into the sky, makes clouds, and comes down again. It goes around and around. This is the water cycle.

6





# Grammar 1

1  3-2



Watch Part 1 of the story video.  
Circle the weather words you hear.

cloudy cold hot foggy storm sunny thunder windy



2 Read the grammar box. What's the weather like? Write.

## Grammar

1



It's rainy.

4



.....

2



.....

5



.....

3



.....

6



.....

3 Read *The Water Cycle* again and circle examples of *It's* + weather.

4 

Think and answer.

What's the weather like today? .....



Hot.

**Too** hot!

Cold.

**Too** cold!

5 Read the grammar box. Choose and write.

cold

hot

too cold


too hot



- 1 Oh! I can't eat this soup.  
It's .....



- 3 I'm hot today! I like this drink.  
It's .....



- 2 I'm wearing a hat and coat. I can't swim today. It's .....



- 4 It's a sunny day. It's .....

## Speaking

- 6 Talk with a friend.

What's the weather like?

### Speaking strategy

Lift your head and look directly at the person you're speaking to.

It's really hot. It's too hot today!



# Vocabulary 2

**1**  Listen and repeat.

1-24



..... scarf



..... cap



..... sunglasses



..... sweat suit



..... sneakers



..... flip flops



..... robe



..... slippers

**2**  Listen and number.

1-25

**3**  Listen and say.

1-26

**4** Look and complete. What's different? Look and say.



He's wearing a ..... ,  
 ..... , a ..... ,  
 ..... , and a .....

He's wearing a ..... ,  
 ..... , and a ..... .

5



What clothes do you need?  
Think and complete.



## Pre-reading 2

**1** What do you want to know about what happens when the weather changes? Check (✓).

- 1 What clothes do we wear? ☐
- 2 What things do we do? ☐
- 3 How do we feel? ☐



### Reading strategy

What do you want to know about a topic?



## Reading 2

2  1-27

Read *Our Favourite Weather*. Check your answers from Activity 1.



### Reading strategy

What do you want to know about a topic?

# Our Favourite Weather

The sun, the wind and the clouds are talking.  
"I'm great!" says the wind. "Look at me!"  
The wind is blowing.  
Children are running.  
They're putting on their hats and scarves.  
They're flying kites.  
"I'm amazing!" says the sun.  
"Look at me!"



The sun is shining. The children are too hot. They're taking off their coats and hats. They're wearing sunglasses, flip flops and caps. They're playing at the beach.

"I'm fantastic!" says a big, white snow cloud. "Look at me!"



The cloud is snowing. The children are too cold. They're putting on their coats and hats. They're making snowmen. "I'm wonderful!" says a big, black rain cloud. "Look at me!"



The cloud is raining. The children are wet. They're putting on their boots. They're putting up their umbrellas. They're splashing in puddles. Then they go home and put on warm clothes and slippers to get warm.



The sun, the wind and the clouds ask the children "What's your favourite weather?" "Do you like the sun, the wind or the clouds?" "We like the sun," say the children. "We like the wind, too! And we like the clouds."

We like the rain and the snow! We do different things when the weather changes. We like you all!" The sun, the wind and the clouds are all happy!

### 3 Read and write.


What are the children doing when ...

it's windy? .....

it's sunny? .....

it's snowy? .....

it's rainy? .....

4  Talk with a friend. When do you take off your coat? When do you put on your boots?





## Grammar 2

1  3-3



Watch Part 1 of the story video again.  
What's Cranky wearing when it's hot?



2 Look at the grammar box and read.

### Grammar

I'm running.

You're wearing a robe.

He's talking.

We're playing soccer.

You're wearing caps.

They're putting up their umbrellas.

3 Read *Our Favourite Weather* again and circle all the *ing* words.

4 Look and write.

- 1 The children are ..... in the rain.
- 2 They're ..... in puddles.
- 3 They're ..... their umbrellas.
- 4 They're ..... their boots.
- 5 The cloud is .....



**5**  What are you wearing? Ask your friend and write. Then say.

	Me	My friend
Our clothes		

I'm wearing ...  
You're ...



I **love** my scarf.



I **hate** my sweat suit.



## Listening and Speaking


**6**




Listen to Joe talking about his clothes.

Draw  or  .


**1** black cap




**2** brown flip flops



**3** green slippers



**4** blue sunglasses



**7**



What about you?  
Talk about your clothes with a friend.

I love my slippers and robe!



**8**



Watch Parts 2 and 3 of the story video.  
Why is the weather wrong?



# Writing

**1** Look at Sara's journal and answer.

**1** What's Sara wearing?

**2** What color are her sneakers?

**3** What's the weather like?

**4** What does she do when it's windy?

**2** Read Sara's journal again and check your answers.

**JOURNAL**

Today I'm wearing a white and gray sweat suit and gray sneakers. It's windy and it's cold. I like windy weather and I play outside with my friends. When it's really cold, I wear my red coat and my green hat and scarf. I like to be warm. I don't like sleet. It's too cold! I don't play outside then. I stay home and read and draw. I like to wear my silver slippers and blue sweater.

Draw here

Stick your picture here

Sara

**3** Read the text again. Circle the color and clothes words.

**4** **WB** Find or draw pictures of your clothes. Then go to the Workbook to do the writing activity.



## Writing strategy

We put **color** words before clothes words.

I'm wearing a **blue** sweat suit.

## Now I Know

1



How does the weather change? Match.



- |                           |  |
|---------------------------|--|
| 1 It's hot and sunny.     | a I don't go out. It's dangerous!        |
| 2 There's a tornado.      | b I wear a scarf and a coat. It's cold!  |
| 3 It's windy.             | c I fly my kite!                         |
| 4 There's sleet and hail. | d I wear a cap and sunglasses. It's hot! |

2

Choose a project.



### Make a My Weekend Clothes chart.

- 1 Write the days of the weekend.
- 2 Draw your clothes.
- 3 Label them. Remember to write the colors, too.
- 4 Present your chart to the class.



### Make a weather postcard.

- 1 On one side of the card draw or stick a picture of weather.
- 2 You can draw windy weather, stormy weather, or a tornado. You decide.
- 3 On the back of the card write about the picture.
- 4 Show your weather postcard to the class.

or

★ ★ ★ Read and color the stars ★ ★ ★



I can understand what others like and don't like.



I can say what the weather is like.



I can understand simple sentences about the weather.



I can write about what people are wearing.