

4

Blast off!

How can I create a puppet space journey?

1 Label the pictures.



w _____



t _____



e _____



b _____



w _____

2 Read the instructions.
What's the problem?
Correct.

CODE CRACKER




Start → Start putting fuel
in rocket → Get in rocket →
Launch rocket → **End**



3 Listen and match.

- 1** We launched the rocket to the Moon.
Goodbye Earth, see you soon! ●
- 2** We walked on the Moon in white space suits. ●
- 3** We floated in our big space boots.
We are coming home soon. ●
- 4** Wave goodbye to the silver Moon. ●



What's in space?

VOCABULARY

*I will learn
space words.*

1 Read and match. What space words on page 58 of the Student Book are missing?



- a launch
- b satellite
- c study
- d astronaut
- e launch
- f space
- g float
- h live
- i space station

EXTRA VOCABULARY

2 Listen and match.



1 Bill

2 Rona

3 Tariq

3 Look and label. Then listen and check.

Earth _____ Jupiter _____ Neptune _____
Mercury _____ Saturn _____



I know

space words.



Language lab 1

GRAMMAR: HE / SHE ___ED

*I will learn to talk
about the past
using -ed.*

1 Complete the sentences with the past of the action words.
Read the article again and circle T (True) or F (False).

- 1 She _____ (start) studying at Stanford University when she was 18. T / F
- 2 Mae Jemison _____ (study) engineering at Cornell University. T / F
- 3 She _____ (not study) medicine. T / F
- 4 She _____ (work) as a doctor in Africa and the United States. T / F
- 5 She _____ (travel) in space in 1992. T / F



2  Listen to information about four astronauts.
Complete the sentences.

SPACE RECORD BREAKERS

- 1 Sally Ride _____ to space twice.
- 2 Valeri Polyakov _____ in space for more than 14 months.
- 3 Guion Bluford _____ Aerospace Engineering.
- 4 Anne McClain and Christina Koch _____ in space together.



3 Rewrite the sentences in the negative form.

1 She traveled around the Earth.

2 They worked on the space station.

3 We launched the rocket.

4 He breathed with an oxygen pack.

4 Listen to the three pronunciations of **-ed**. Sort the words.

worked

started

launched

rained

/id/ – painted

/t/ – walked

/d/ – breathed

floated

looked

lived

visited

studied

5 Find the way to the Moon. You can only go on **/id/** endings.


CODE CRACKER



started	lived	landed	traveled	walked
worked	wanted	rained	visited	finished
studied	launched	liked	breathed	floated

I can

talk about the past using **-ed**.



Story lab

READING

I will read a story about a space trip.

SPACE TRIP

1 Listen and number in order. Then match.

- a** The rocket landed and we walked on the Moon! _____
- b** Then the rocket launched and we blasted into space! _____
- c** We entered a space rocket ... _____
- d** We floated – it was awesome! _____
- e** We landed back on Earth. _____
- f** We opened the rocket door and here we are! _____
- g** What happened next? _____
- h** Where did you go? A space station? _____



2  Retell the story in pairs.


3 Read and circle T (True) or F (False).




- 1** Yara and Freddie were in a space simulator. T / F
- 2** Ellie and Max traveled to a space station in the stimulator. T / F
- 3** They walked on the Moon in the simulator. T / F
- 4** They were in the simulator for 15 minutes. T / F
- 5** Everyone else wanted to go in the simulator. T / F

4  Think of a simulator experience. Draw and write.

In my simulator, I visited ...
I liked ...
I didn't like ...



5  Describe **4** to a partner. Compare.


The rocket launched. I traveled to a space station. I walked in space.



6  Write a new ending.
→ page 124

I can

read a story about a space trip.



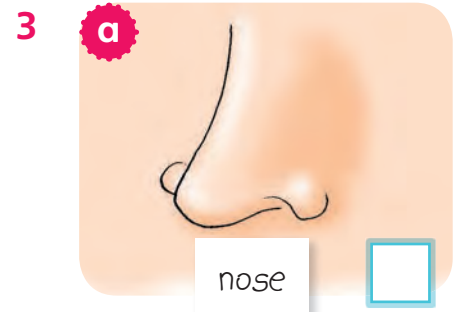



Phonics lab

O_E AND U_E

I will learn the
long o and
long u sounds.

1 Listen and check ☒. Then say.



2 Listen and say the chant again. Then circle the words with o_e and underline the words with u_e.

I traveled around
the globe
On a huge space
probe.



I landed on a stone.
I talked on my
phone.
Look! My cute home.



3 Complete the tongue twister. Then say.


There was a  _____, a  _____ and a  _____
in my  _____.



Experiment lab

TECHNOLOGY: ROCKETS

I will learn how
rockets work.

1  Read the fun facts and circle. Then listen and check.

- 1 A rocket launches at 8 kilometers / meters per second.
- 2 The fastest ever spacecraft traveled at 356 / 356000 kilometers per hour.
- 3 Space starts at 100 / 1000 kilometers above Earth.
- 4 The average journey time for a space shuttle from Earth to space is around 8 / 80 minutes.
- 5 The Moon is a natural rocket / satellite going around Earth.



2 Read and answer.

MATH ZONE

- 1 How far does a rocket launched at 8 km/second travel in one minute? _____
- 2 How far does a rocket traveling 356000 km/h go in a day? _____

EXPERIMENT TIME

Report

1 Think about your experiment. Answer, then compare with a partner.

- 1 Which method was the best? Why?

- 2 Which method didn't work?

- 3 Imagine you use six tablets. What happens?

2 Write your report.

Rockets

My first rocket was the fastest. I used ...

My second rocket was the fastest.

I used ...



I know

how rockets work.



Language lab 2

GRAMMAR: DID HE / SHE ...?

I will learn to ask
about the past using
Did he / she ...?

1 Read and number the pictures in order.

Bonnie's Journey

Bonnie was a little alien.
She lived on Neptune

with her mom, dad, and brother. One night, she looked through her telescope and looked at Earth. She dreamed of traveling to Earth. One day she visited her friend, Jammy, and she talked to him about Earth. Jammy invented a rocket for Bonnie. They launched the rocket on Bonnie's birthday – she was 10. When she arrived on Earth, she was 12! She landed in the Rio de Janeiro Carnival. She looked around – she was ready for an adventure!




2 Read again. Look at the answers and write the questions.

- 1 _____ look at through her telescope? Earth.
- 2 Who _____ ? Her friend, Jammy.
- 3 When _____ ? On her birthday.
- 4 _____ ? In the Rio de Janeiro Carnival.

3  Use the words to write your own alien story.

dream float land launch like live
look start travel visit walk want

Once upon a time there
was a little alien
called ...

4  Read your story to a partner.
Ask and answer questions.




I like to ...

COMMUNICATION

I will learn to talk about the weekend.

1 Listen and number the projects in order.



2 Play a game. Choose a project from **1**. Ask and answer with a partner to guess.

Did you paint a rocket?

Yes, I did.

Picture 4!



3 Do a class weekend survey. Think of six activities. Ask the class.

Watched TV ||| ||| |

Walked in the park ||| ||| |||

Played on a tablet ||| ||| |||

Did you watch TV?


Yes, I did.

Did you walk in the park?

No, I didn't.

4 What activity is most popular in your class?

I can talk about the weekend.



PROJECT AND REVIEW UNIT 4



Create a puppet space journey

Project report

1 Think of your astronaut. Read and answer.

Did he/she ...

... walk on the Moon?

... travel to the ISS?

... walk in space?

... study aerospace engineering?


... work on a space station?

Other: _____

2 Complete your project report.



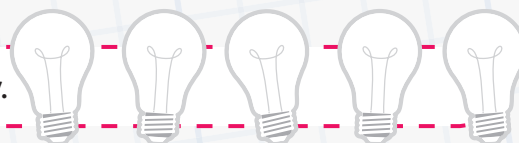
The rocket launched
and traveled to Venus.
The astronaut walked
on Venus.

3  Present your
report to your family
and friends.

This is my puppet of Neil
Armstrong. He traveled to the
Moon and walked on the Moon.



4 Think about your
project and color.



5 Read and answer about this unit.



BIG UNIT QUIZ!

STUDENT BOOK

- 1 Who entered the space simulator in the story? _____
- 2 Where did Chis Hadfield play the guitar? _____
- 3 When did Mae Jemison travel in space? _____
- 4 Did Mae Jemison visit the Moon? _____
- 5 Who was the first person to use Spanish in space? _____

WORKBOOK

- 6 Which planet is closest to the Sun? _____
- 7 Which astronauts walked in space together in October 2019? _____
- 8 Did Valeri Polyakov live in space for more than 14 months?

- 9 Where did the alien called Bonnie live? _____
- 10 Where did Bonnie's rocket land? _____



6 Use the pictures to write a story.



The rocket launched from _____

Now go to your Progress Chart on page 4.

2 Checkpoint

UNITS 3 AND 4



1 Listen. Where are they? Check ☒.

At a festival ☐ At a space museum ☐

2 Read and circle the odd one out.

1 relaxing breathe exciting interesting colorful

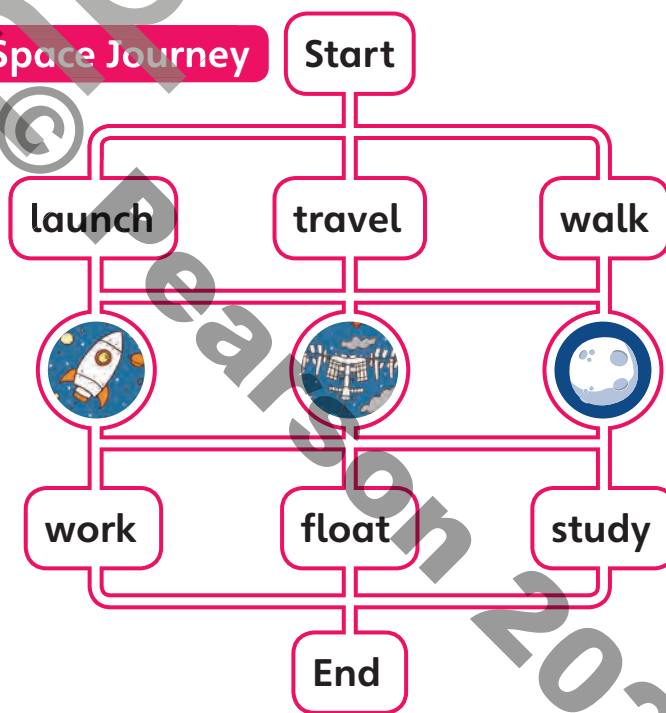
2 satellite space station hungry space rocket

3 fun travel study float live

3 Draw paths and write. Then compare sentences with a partner.



The lantern festival is more relaxing than the carnival.



The rocket traveled to the Moon.
I floated.

Space Exploration

CULTURE 2: RUSSIA



1 Read about Russia again. Complete.

- 1 Size: Russia is _____ km². It's _____ !
- 2 Cities: the capital city is _____ .
- 3 Climate: It's very _____ in winter but hot in _____ .
- 4 Population: _____ people live in Russia.



2 Complete the sentences about World Space Week in Russia.

look Moon watch

- 1 _____ astronauts returning from the ISS.
- 2 _____ at the stars.
- 3 Learn about the _____ .

3 Research World Space Week in your country. Answer, then talk to a partner.

- 1 When is World Space Week?

- 2 What happens in your country?

- 3 What events do you want to go to? Why?

4 Read Min's diary entries. Which day was the best?

Day 1

It was the first day of Maslenitsa today. It was very exciting! The pancakes are the tastiest things ever!

Day 2

Today was even better than yesterday! We played a lot of games in the snow.



5 Think about a festival. Write diary entries for you.